

Accutrac 360

Parts Book

2044 Wadsworth Rd, Norton Ohio 44203

www.PetitAutoWash.com

ALL PRICES ARE SUBJECT TO CHANGE WITHOUT NOTICE

Contents

Accutrac 360	1
1. Accutrac 360, Series, Tunnel & In-bay Bay Equipment.....	4
1.1. 89-4216: Bridge, 360 Universal.....	5
1.1.1. Bridge, Detail A: D.S. & Bridge Motor	5
1.1.2. Bridge, Detail B: P.S. & Bridge Junction Box	5
1.1.3. Bridge, Detail C: Bridge Center	6
1.2. 89-3854: Junction Box, Sub-Assy, Bridge	7
1.3. 89-3856: Junction Box Sub-Assy, Sensor Array, DS	8
1.4. 89-3855: Junction Box Sub-Assy, Sensor Array, PS	10
1.5. 89-5229: Drive Wheel, Sub-Assembly	11
1.6. 89-5233 Idler Wheel, Sub-Assembly, Bridge	12
1.7. Plumbing Manifolds, Sub-Assemblies, Bridge.....	13
1.8. Tube Assembly, Sub-Assemblies, SS	14
1.8.1. 89-5236: 5/8 OD, 90 Deg.....	14
1.8.2. 89-5237: 7/8 OD, 90 Deg.....	14
1.9. 89-4221 & 89-4222: Trolley, DS & PS	15
1.9.1. Trolley, Detail A: Rear.....	15
1.9.2. Trolley, Detail B: Front	16
1.10. Junction Box Sub-Assemblies, Trolley.....	18
1.10.1. 89-4031: Junction Box Sub-Assy, Trolley, DS.....	18
1.10.2. 89-4032: Junction Box Sub-Assy, Trolley, PS	18
1.11. 89-5228: Idler Wheel, Sub-Assembly, Trolley.....	19
1.12. 89-5230: Air Manifold, Sub-Assembly, Trolley	19
1.13. Plumbing Manifold, Sub-Assemblies.....	20
1.13.1. 89-5231: Plumbing Manifold, Sub Assembly, DS Trolley	20
1.13.2. 89-5232: Plumbing Manifold, Sub Assembly, PS Trolley	20
1.14. Spray Arm Rotate Cylinders	21
1.14.1. 89-3125: Spray Arm Rotate Cylinder, D.S.	21
1.14.2. 89-3126: Spray Arm Rotate Cylinder, P.S.	21
1.14.3. 89-5414: Spray Arm Rotate Cylinder, 360	22
1.15. 89-3439: Breakaway	23
1.16. 89-4217: Top Washer Group.....	24

2044 Wadsworth Rd, Norton Ohio 44203

www.PetitAutoWash.com

ALL PRICES ARE SUBJECT TO CHANGE WITHOUT NOTICE



1.17.	89-5238: Tube Assembly, Sub Assembly, SS, Top Washer	25
1.18.	89-4220 Spray Arm, Horizontal, 360 Series	26
1.19.	89-4215: Spray Arm, Vertical, 360 Series	27
1.20.	89-3911: Bridge Cover, D.S Sub-Assembly	28
	89-5330 Bridge Cover, P.S. Sub-Assembly.....	28
2.	Accutrac 360, Bay Equipment, In-bay Specific.....	29
2.1.	89-3758: T-bar Group, Inbay	29
2.2.	89-3878: Triple Foam Group, 360-i	30
2.3.	89-4219: E-Chain Group, Inbay	31
2.4.	89-3291: E-Chain Bulkhead Assembly, Inbay	32
2.5.	89-4076: E-Chain Roller Assembly.....	33
2.6.	89-4218: Underbody Spray Bar Kit	33
2.7.	89-3802: Photo-eye & Housing Kit	34
3.	Accutrac 360, Bay Equipment, Tunnel Specific.....	35
3.1.	89-5258: Home Prox Switch Kit.....	35
3.2.	89-3977: T-Bar Group, Tunnel	36
3.3.	E-Chain Group, Tunnel	37
3.4.	89-3322: E-Chain Bulkhead Assembly, Tunnel	38
4.	Accutrac 360, Equipment Room, In-Bay Specific.....	39
4.1.	89-2937: LP Pump Sub-Assembly, Grundfos	39
4.1.1.	LP Pump Sub-Assy, Grundfos: Overview	39
4.1.2.	LP Pump Sub-Assy, Grundfos, Detail A: Inlet, Manifold	40
4.1.3.	LP Pump Sub-Assy, Grundfos, Detail B: Outlet Manifold	41
4.2.	89-4228: FDM, Dual Pump: Overview	42
4.2.1.	FDM, Dual Pump, Detail A: High Pressure Manifold.....	43
4.2.2.	FDM, Dual Pump, Detail B: Top Washer Manifold.....	44
4.2.3.	FDM, Dual Pump, Detail C: Filter Regulator	45
4.2.4.	FDM, Dual Pump, Detail D: Weep Manifold	46
4.2.5.	FDM, Dual Pump, Detail E: Adj. Sight Gauge	47
4.2.6.	FDM, Dual Pump, Detail F: LP Pump Injector Feed	48
4.2.7.	FDM, Dual Pump, Detail G: Injector Manifolds	49
4.2.8.	FDM, Dual Pump, Detail H: Air Manifold.....	50
4.2.9.	89-3631: Junction Box Sub-Assy, Fluid Dist. Module.....	51



4.3.	89-4139: Spot Free Solenoid Sub Assy, R.P	52
4.4.	89-3969: HMI Package	53
4.5.	89-5259: Building Monitoring & Warning Horn Kit	54
4.6.	89-4227: Trough Manifold, Top, In-bay	55
5.	Accutrac 360, Equipment Room, Tunnel Specific	56
5.1.	89-5163: T.V. Solenoid Sub Assembly, DEMA	56
5.2.	89-3654: Air Solenoid Sub-Assembly, 360-t	57
5.3.	89-5150: VFD Fan Kit, 360-t (Installed with 25-HP VFD Panel).....	58
6.	90-2042: Accutrac 360, Pump Station, 36gpm @ 1050 psi	59
6.1.	Pump Station, Detail A: Relief Valve Assembly.....	60
6.2.	Pump Station, Detail B: Pulsation Dampener Assy.....	60
6.3.	Pump Station, Detail C: Cat Pump, Left Side View	61
6.4.	Pump Station, Detail D: Tank Assembly	62
6.5.	Pump Station, Detail E: Bypass Hose, Outlet (Tank Inlet).....	63
6.6.	Pump Station, Detail F: Main Tank Inlet	63
6.7.	Pump Station, Detail G: Tank Overflow	64
6.8.	Pump Station, Detail H: Additional Inlet for R.O. Reject, Reclaim Kit	64
6.9.	Pump Station, Detail I: Tank Drain	65
6.10.	89-5435: Float Valve Kit, Kerick 1in	65
6.11.	Pump Station, Detail J: Pulleys	66
6.12.	Flow Controls: 20GPM, 25GPM, 40GPM, 50GPM	67
6.13.	89-3873: Inlet Kit, 360-i, Dual Pump	68
7.	Accutrac 360, Spare Parts Kits	69
7.1.	89-4019: Spare Included Parts Kit, 360	69
7.1.1.	Spare Included Parts Kit, Detail A: Spare Nuts & Bolts	69
7.1.2.	Spare Included Parts Kit, 360, Detail B: Lubricants & Greases	70
7.1.3.	Spare Included Parts Kit, 360, Detail C: Miscellaneous Items	71
7.2.	89-1120: Spare parts, 360 Universal (Tunnel & In-bay).....	72
7.2.1.	Spare Parts Kit, 360 Universal, Detail A.....	72
7.2.2.	Spare Parts Kit, 360 Universal, Detail B.....	73
7.3.	89-3127: Spare Parts, 360 In-bay Specific Only	74

1. Accutrac 360, Bay Equipment, Tunnel & In-bay


2044 Wadsworth Rd, Norton Ohio 44203

www.PetitAutoWash.com

ALL PRICES ARE SUBJECT TO CHANGE WITHOUT NOTICE

1.1. Bridge, 360 Universal, PN: 89-4216

1.1.1. Bridge, Detail A: D.S. & Bridge Motor



***10-5465-M requires Part #: 10-5466 VFD, 1/4HP, 208/240V, 3-ph (VF-NC3M) And software version 8.11 or greater.**


**Detail A: D.S. & Bridge Motor
 Bridge, 360 Universal**
 Dwg./Part #: 89-4216
 Page Size: 8.5x11 Scale: None
 Date: 07-15-19 Rev:
 Petit Auto Wash, Equipment

1.1.2. Bridge, Detail B: P.S. & Bridge Junction Box

2044 Wadsworth Rd, Norton Ohio 44203

www.PetitAutoWash.com

ALL PRICES ARE SUBJECT TO CHANGE WITHOUT NOTICE



Detail B: P.S. & Bridge J.B. Bridge, 360 Universal
 Dwg./Part #: 89-4216
 Page Size: 8.5x11 Scale: None
 Date: 07-15-19 Rev:
 Petit Auto Wash, Equipment

***Ask about retrofitting 88-2619: Stainless Tubing Support Brace, Bridge, if machine was manufactured prior to: 360-i, SN1074 or 360-t, SN1022.**

1.1.3. Bridge, Detail C: Center

2044 Wadsworth Rd, Norton Ohio 44203

www.PetitAutoWash.com

ALL PRICES ARE SUBJECT TO CHANGE WITHOUT NOTICE


- 10-3927
Female Receptacle,
Splitter, M12

- 15-3727
Tube Fitting, acetal,
divider, 1/4"

- 89-5234
Plumbing Manifold,
Sub Assembly,
Bridge, 1/2 NPT, JIC-6

- 89-5235
Plumbing Manifold,
Sub Assembly, Bridge,
3/4 NPT, JIC-8

- 88-4198
Hose Assy,
100R7, JIC,
3/8 x 99" (8' 3")



88-4199
Hose Assy,
100R7, JIC,
1/2" x 98.25" (8' 2.25")

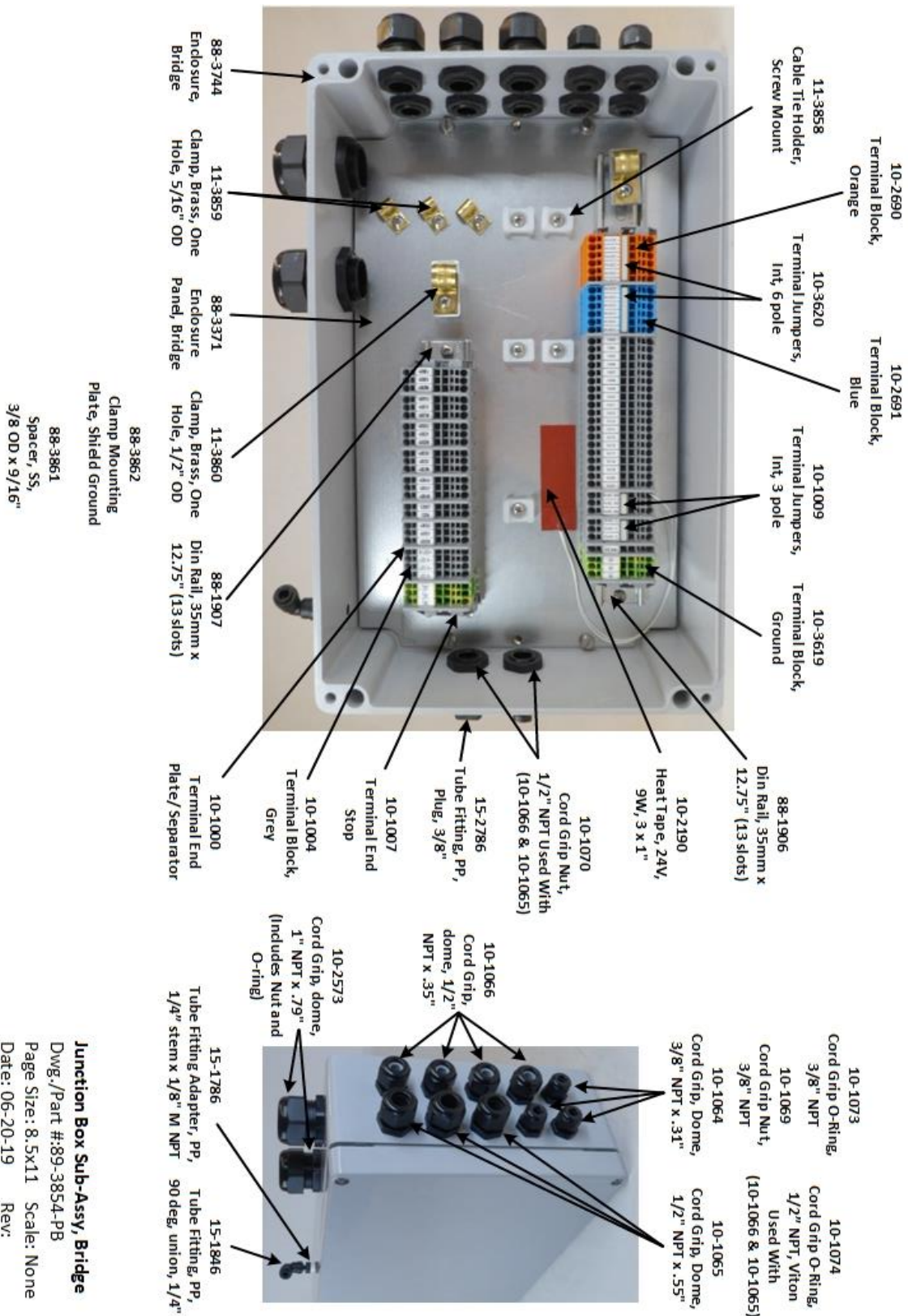
**Detail C: Bridge Center
Bridge, 360 Universal**
Dwg./Part #: 89-4216
Page Size: 8.5x11 Scale: None
Date: 07-15-19 Rev:
Petit Auto Wash, Equipment

1.2. Junction Box, Sub-Assy, Bridge, PN: 89-3854

2044 Wadsworth Rd, Norton Ohio 44203

www.PetitAutoWash.com

ALL PRICES ARE SUBJECT TO CHANGE WITHOUT NOTICE

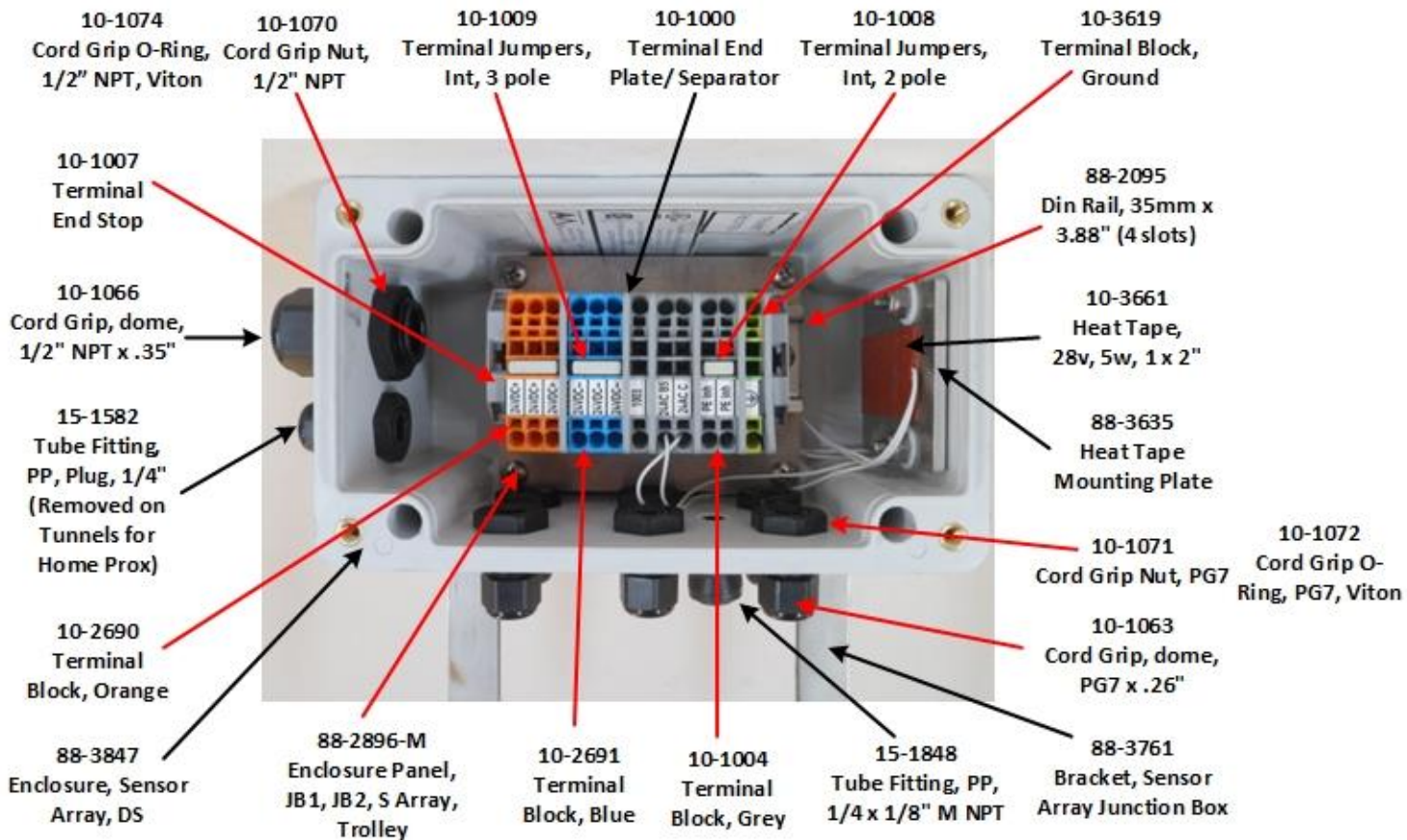


1.3. Junction Box Sub-Assy, Sensor Array, DS, PN: 89-3856

2044 Wadsworth Rd, Norton Ohio 44203

www.PetitAutoWash.com

All PRICES ARE SUBJECT TO CHANGE WITHOUT NOTICE



Junction Box Sub-Assy, Sensor Array, DS

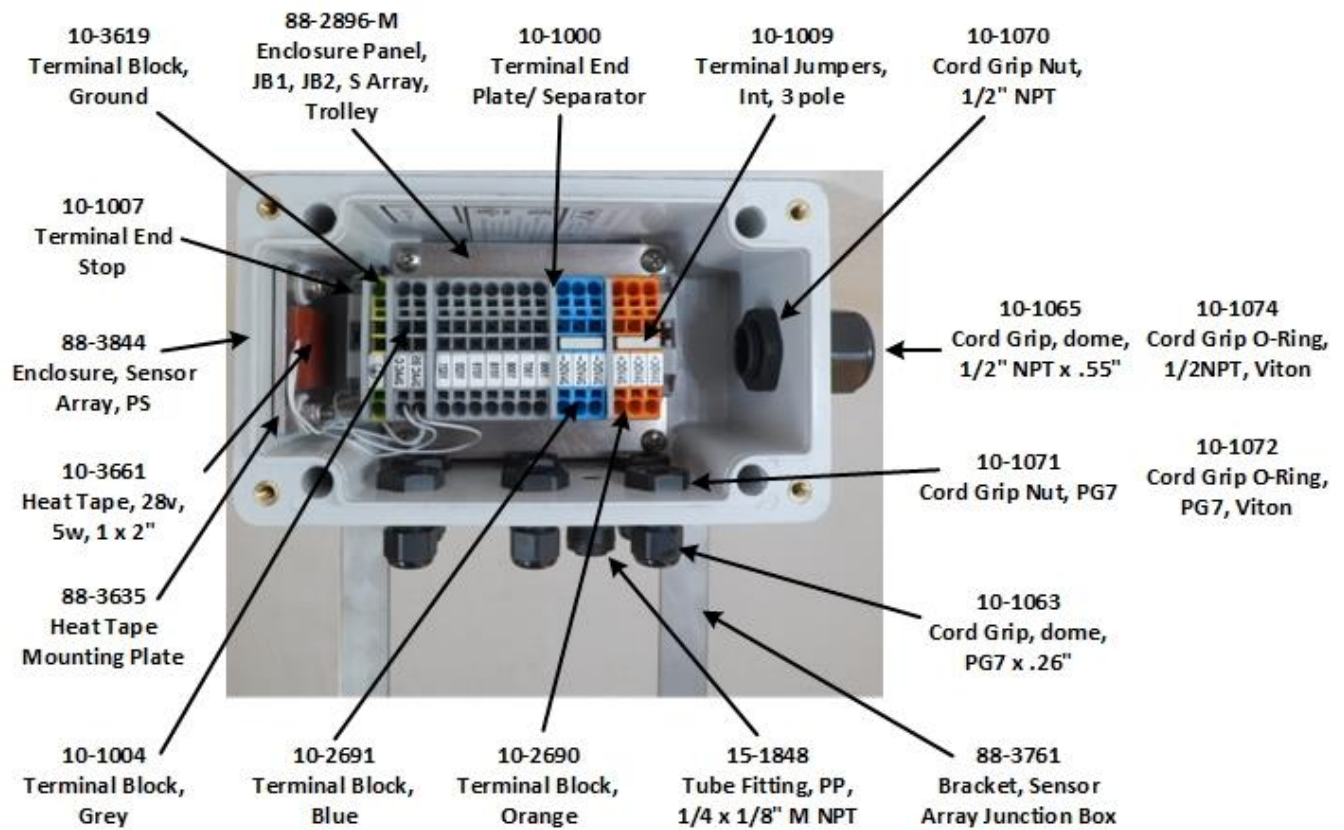
Dwg./Part #:89-3856-PB

Page Size: 8.5x11 Scale: None

Date: 06-20-19 Rev:

Petit Auto Wash, Equipment


1.4. Junction Box Sub-Assy, Sensor Array, PS, PN: 89-3855



Junction Box Sub-Assy, Sensor Array, PS

Dwg./Part #:89-3855-PB
 Page Size: 8.5x11 Scale: None
 Date: 06-20-19 Rev:
 Petit Auto Wash, Equipment

1.5. Drive Wheel, Sub-Assembly, PN: 89-5229



89-5539
Wheel, 6 x 2", Grey, w/
Bushing, Sub-Assembly


88-3509
Drive Wheel
Outer Disc, UHMW

88-3806
Drive Wheel
Hub

88-3510
Drive Wheel
Outer Washer

Drive Wheel, Sub Assembly
Dwg./Part #:89-5229-PB
Page Size: 8.5x11 Scale: None
Date: 06-19-19 Rev: A
Petit Auto Wash, Equipment

1.6. Idler Wheel, Sub-Assembly, Bridge, PN: 89-5233



88-3446
Idler Wheel,
Bridge



13-3427
Bearing, Sleeve,
1" ID x 1" L

Idler Wheel, Sub Assembly, Bridge
Dwg./Part #:89-5233-PB
Page Size: 8.5x11 Scale: None
Date: 06-19-19 Rev:
Petit Auto Wash, Equipment

1.7. Plumbing Manifolds, Sub-Assemblies, Bridge

1.7.1. : Bridge Plumbing Manifold, 1/2 NPT, JIC-6, PN: 89-5234

1.7.2. : Bridge Plumbing Manifold, 3/4 NPT, JIC-8, PN: 89-5235



Plumbing Manifold, Sub Assembly, Bridge, 1/2 NPT, JIC-6
 Dwg./Part #: 89-5234-PB

Plumbing Manifold, Sub Assembly, Bridge, 3/4 NPT, JIC-8
 Dwg./Part #: 89-5235-PB

Page Size: 8.5x11 Scale: None

Date: 06-19-19 Rev:

Petit Auto Wash, Equipment

1.8. Tube Assembly, Sub-Assemblies, SS

1.8.1. Tube Assembly, 5/8 OD, 90 Deg, PN: 89-5236

1.8.2. Tube Assembly, 7/8 OD, 90 Deg, PN: 89-5237

88-1185
Tube Assembly,
SS, 7/8 OD, 90 deg

15-1391
Tube Fitting, SS,
7/8 x 3/4" F NPT

15-4186
Adapter, SS,
90deg, JIC-12 M
x 3/4" M NPT

88-1184
Tube Assembly,
SS, 5/8 OD, 90 deg

15-1383
Tube Fitting, SS,
5/8 x 1/2" F NPT

15-4180
Adapter, SS,
90deg, JIC-08 M
x 1/2" M NPT



89-5237
Tube Assembly, SS, 7/8 OD, 90 deg

89-5236
Tube Assembly, Sub-
Assy, SS, 5/8 OD, 90 deg

Tube Assembly, Sub-Assy, SS, 5/8 OD, 90 deg
Dwg./Part #:89-5236-PB

Tube Assembly, Sub-Assy, SS, 7/8 OD, 90 deg
Dwg./Part #:89-5237-PB

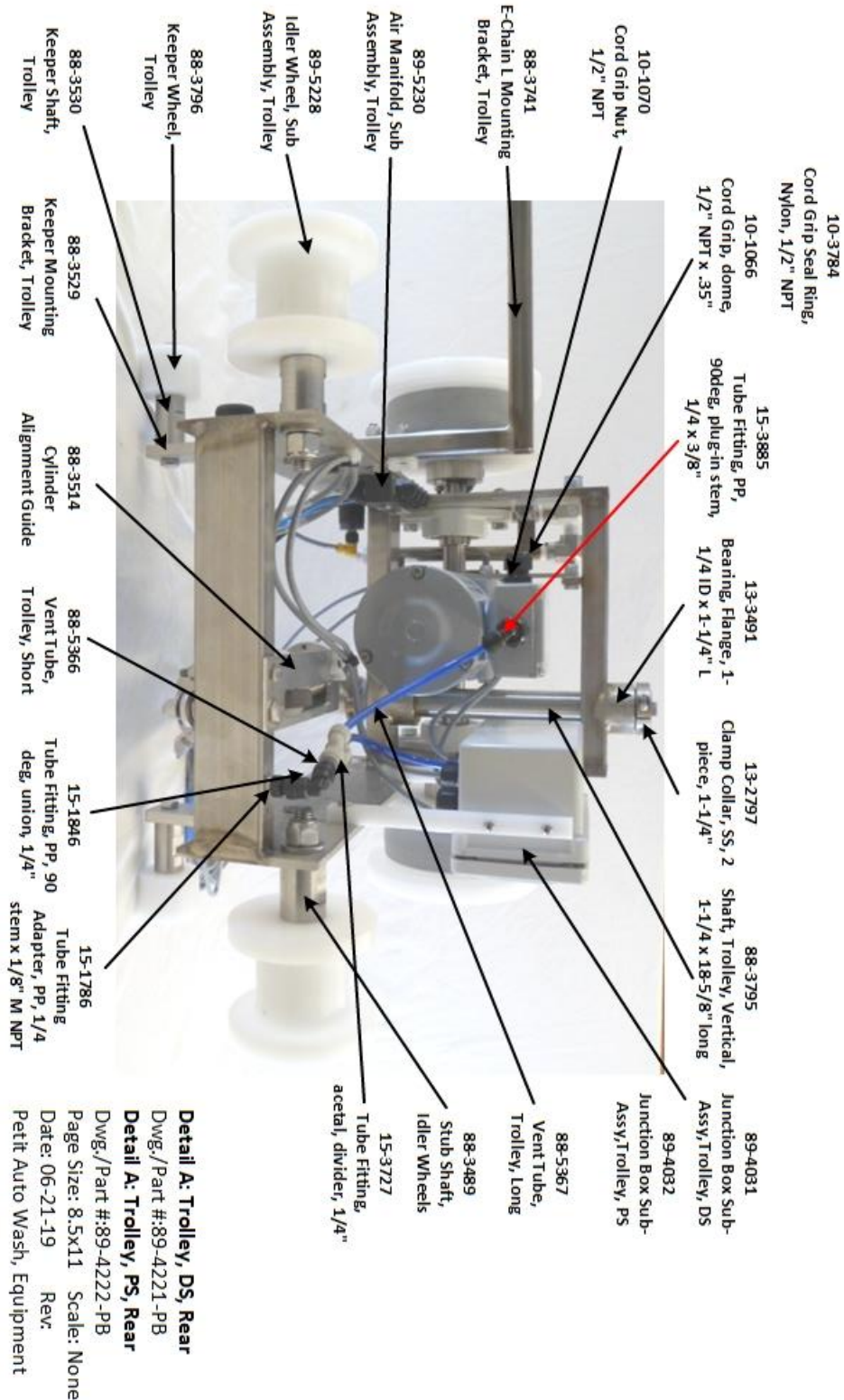
Page Size: 8.5x11 Scale: None

Date: 06-19-19 Rev:

Petit Auto Wash, Equipment

1.9. Trolley, DS & PS, PN: 89-4221 & 89-4222

1.9.1. Trolley, Detail A: Rear



1.9.2. Trolley, Detail B: Front

***10-5465-M requires Part #: 10-5466 VFD, 1/4HP, 208/240V, 3-ph (VF-NC3M) And software version 8.11 or greater.**


- 10-3984-M Gear Motor, 1/4HP, 30:1 (360-i, SN1001-1106) (360-t, SN1001-1027)
- 10-5465-M* Gear Motor, 1/4HP, 1PPM, 30:1 (360-i, SN1107-Present) (360-t, SN1028-Present)
- 88-3531 Torque Arm, Trolley Motor
- 89-5231 Plumbing Manifold, Sub Assembly, DS Trolley
- 89-5232 Plumbing Manifold, Sub Assembly, PS Trolley
- 88-3486 Trolley Frame, DS
- 88-3487 Trolley Frame, PS (Mirror Image of Trolley Frame, DS)
- 13-3507 Bearing, Flange, 2 hole, 1"
- 88-3496 Drive Shaft, Trolley
- 88-3528 Cylinder Actuator Arm, 1-1/4" Shaft
- 88-3807 Spacer, PVC, 1.65 OD x 1.35 ID x 3/8"
- 88-2538 Spacer, SS, 1.0 OD x 3/8 ID x .250"
- 89-5414 Spray Arm Rotate Cylinder, 360
- 88-2692 Quad Tubing, Trolley
- 10-3660 Prox Switch, 30mm, PNP, unshielded, M12, NO
- 89-5229 Drive Wheel, Sub Assembly

Detail B: Trolley, DS, Front
 Dwg./Part #:89-4221-PB

Detail B: Trolley, PS, Front
 Dwg./Part #:89-4222-PB

Page Size: 8.5x11 Scale: None
 Date: 06-21-19 Rev:
 Pettit Auto Wash, Equipment

1.9.3. Trolley, Detail C, Hoses



88-5505
Hose Assy, 100R7,
JIC, SS, 1/2" x 41.5"

88-5506
Hose Assy, 100R7,
JIC, SS, 3/8" x 35.5"

Detail C: Trolley, DS, Hoses

Dwg./Part #:89-4221-PB

Detail C: Trolley, PS, Hoses

Dwg./Part #:89-4222-PB

Page Size: 8.5x11 Scale: None


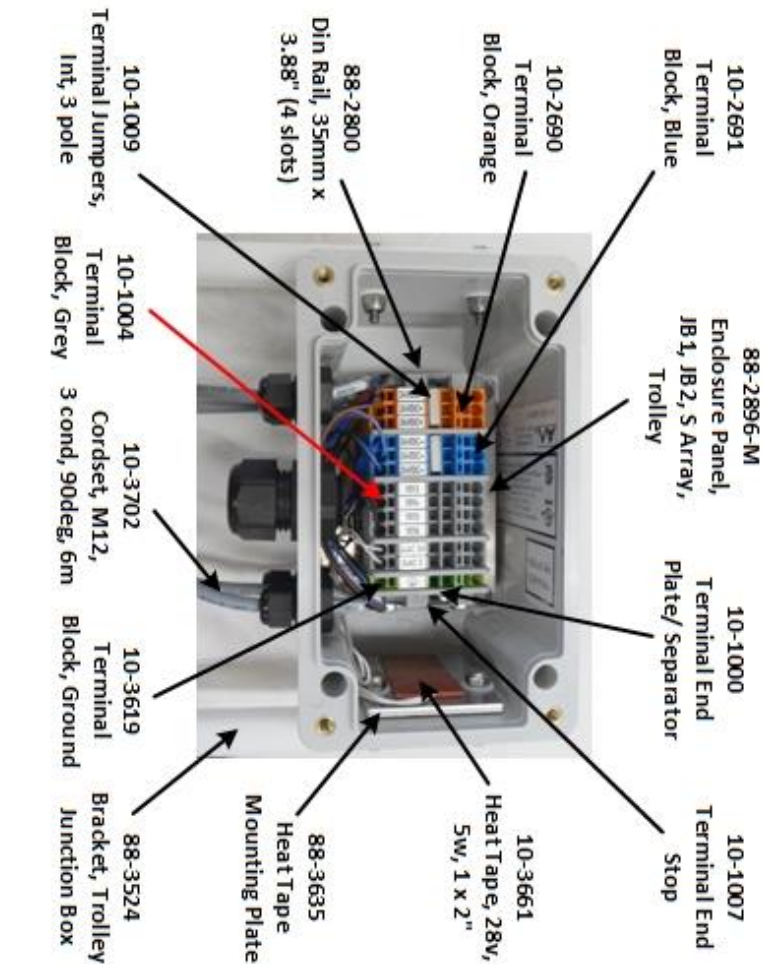
Date: 11-26-19 Rev:

Petit Auto Wash, Equipment

1.10. Junction Box Sub-Assemblies, Trolley


1.10.1. Junction Box Sub-Assy, Trolley, DS, PN: 89-4031

1.10.2. Junction Box Sub-Assy, Trolley, PS, PN: 89-4032



Junction Box Sub-Assy, Trolley, DS
 Dwg./Part #:89-4031-PB
Junction Box Sub-Assy, Trolley, PS
 Dwg./Part #:89-4032-PB
 Page Size: 8.5x11 Scale: None
 Date: 06-20-19 Rev:
 Petit Auto Wash, Equipment

1.11. Idler Wheel, Sub-Assembly, Trolley, PN: 89-5228




88-3495
Idler Wheel,
Trolley, UHMW

13-3427
Bearing, Sleeve,
1" ID x 1" L

Idler Wheel, Sub Assembly, Trolley
Dwg./Part #:89-5228-PB
Page Size: 8.5x11 Scale: None
Date: 06-19-19 Rev:
Petit Auto Wash, Equipment

1.12. Air Manifold, Sub-Assembly, Trolley, PN: 89-5230



15-1848
Tube Fitting, PP,
1/4 x 1/8" M NPT

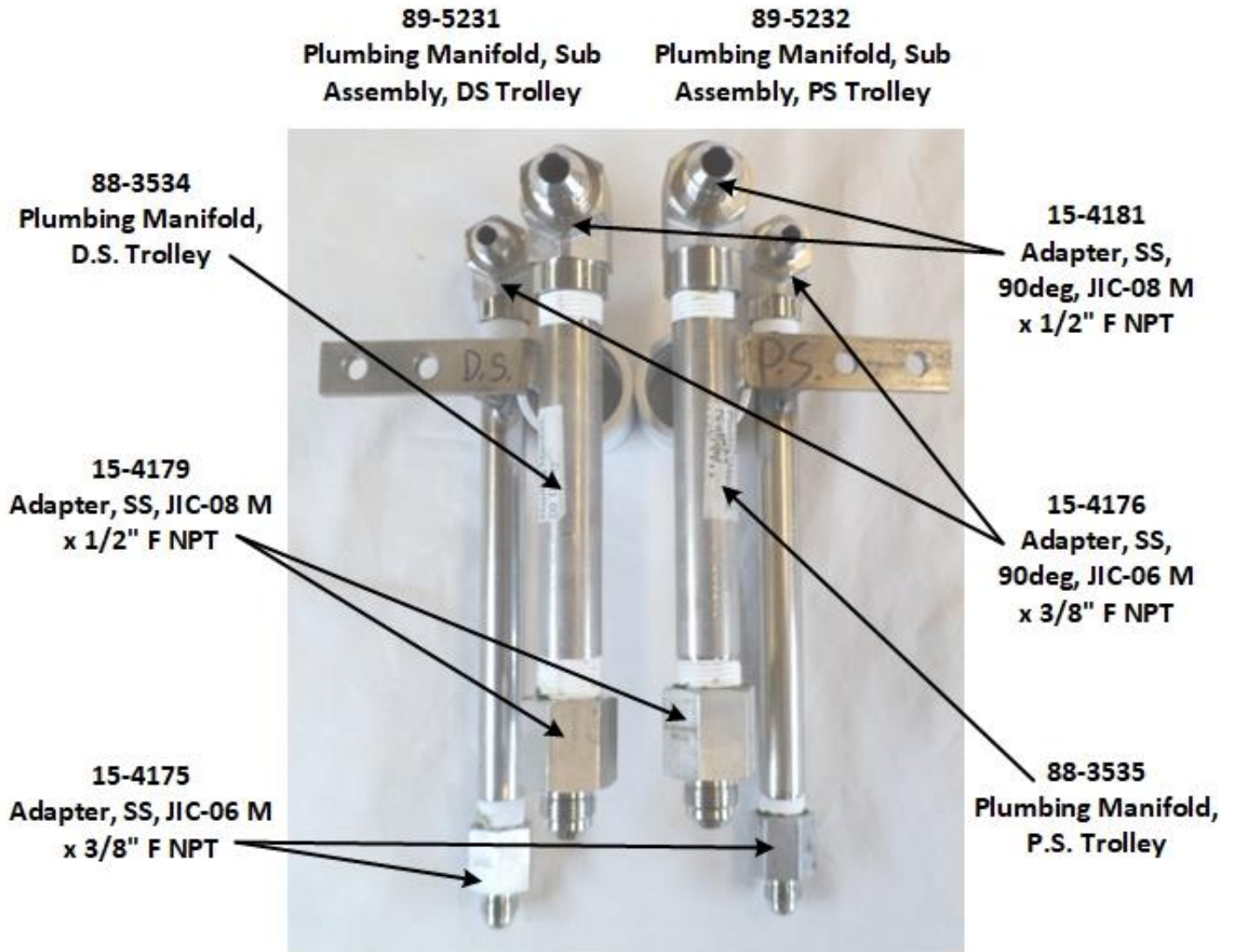
88-3539
Air Manifold,
PVC, Trolley

Air Manifold, Sub Assembly, Trolley
Dwg./Part #:89-5230-PB
Page Size: 8.5x11 Scale: None
Date: 06-19-19 Rev:
Petit Auto Wash, Equipment

1.13. Plumbing Manifold, Sub-Assemblies

1.13.1. Plumbing Manifold, Sub Assembly, DS Trolley, PN: 89-5231

1.13.2. Plumbing Manifold, Sub Assembly, PS Trolley, PN: 89-5232



Plumbing Manifold, Sub Assembly, DS Trolley

Dwg./Part #:89-5231-PB

Plumbing Manifold, Sub Assembly, PS Trolley

Dwg./Part #:89-5232-PB

Page Size: 8.5x11 Scale: None

Date: 06-19-19 Rev:

Petit Auto Wash, Equipment

1.14. Spray Arm Rotate Cylinders

1.14.1. Spray Arm Rotate Cylinder, 2-Piece Style, D.S, PN: 89-3125

1.14.2. Spray Arm Rotate Cylinder, 2-Piece Style, P.S, PN: 89-3126




88-3516
Cylinder
Alignment Tab

13-3522
Rod End, SS,
3/8-24M

12-3517
Cylinder, Air,
1.5 x 3", AFLAS/
EPDM

88-3511
All Thread, 18-8,
10-32 x 9"



15-1856
Tube Fitting,
poly-push, 90
deg, 1/4 x 1/8
MNPT

Spray Arm Rotate Cylinder, D.S.
Dwg./Part #:89-3125-PB
Spray Arm Rotate Cylinder, P.S.
Dwg./Part #:89-3126-PB
Page Size: 8.5x11 Scale: None
Date: 06-19-19 Rev:
Petit Auto Wash, Equipment


1.14.3. Spray Arm Rotate Cylinder, 360, 1-Piece Style, PN: 89-5414



88-3516
Cylinder
Alignment Tab

13-3522
Rod End, SS,
3/8-24M

12-5338
Cylinder, Air,
1.5 x 3", Dual
Back to Back



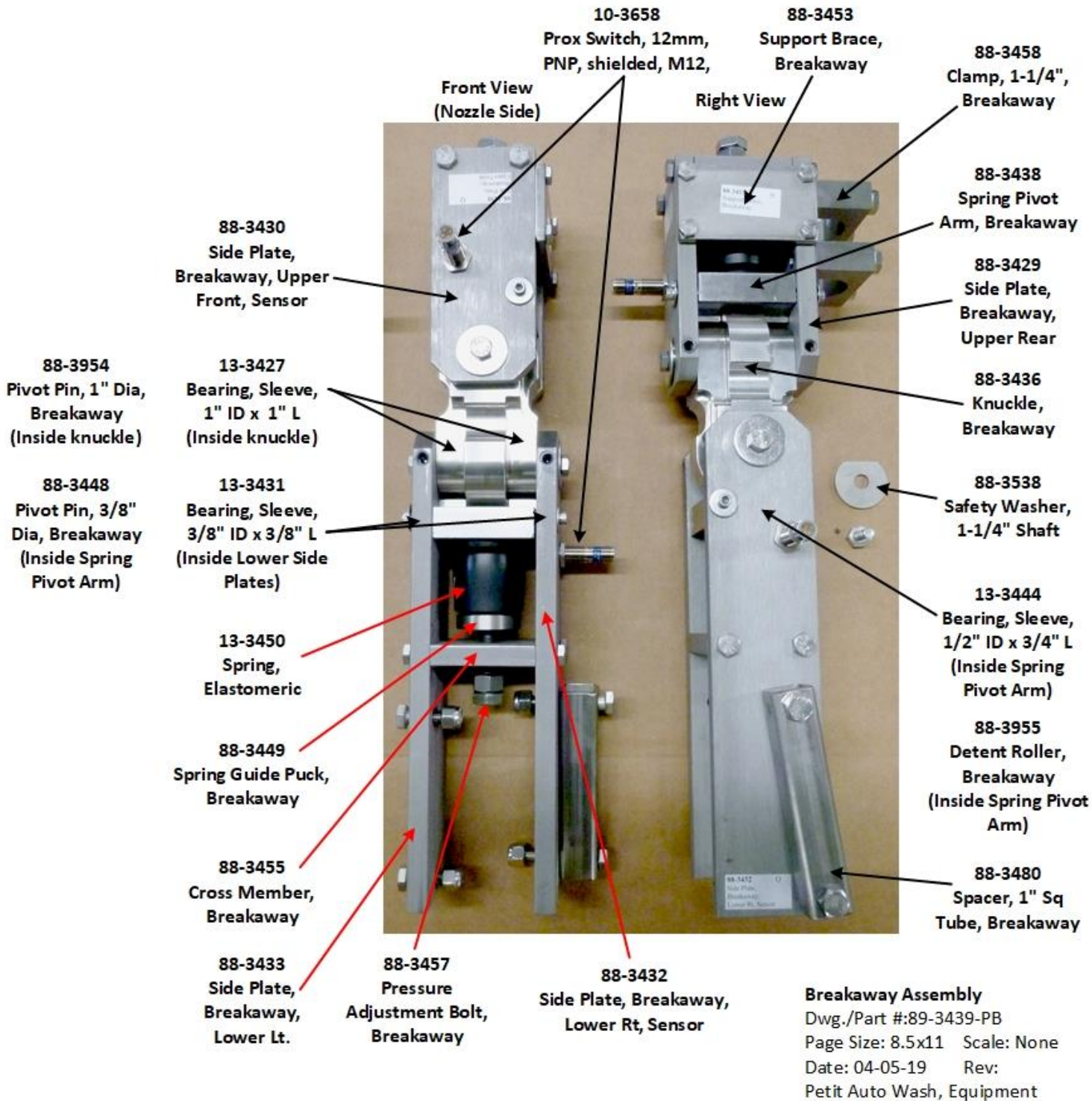
15-1786
Tube Fitting
Adapter, PP, 1/
4 stem x 1/8" M
NPT

15-1846
Tube Fitting, PP,
90 deg, union,
1/4"

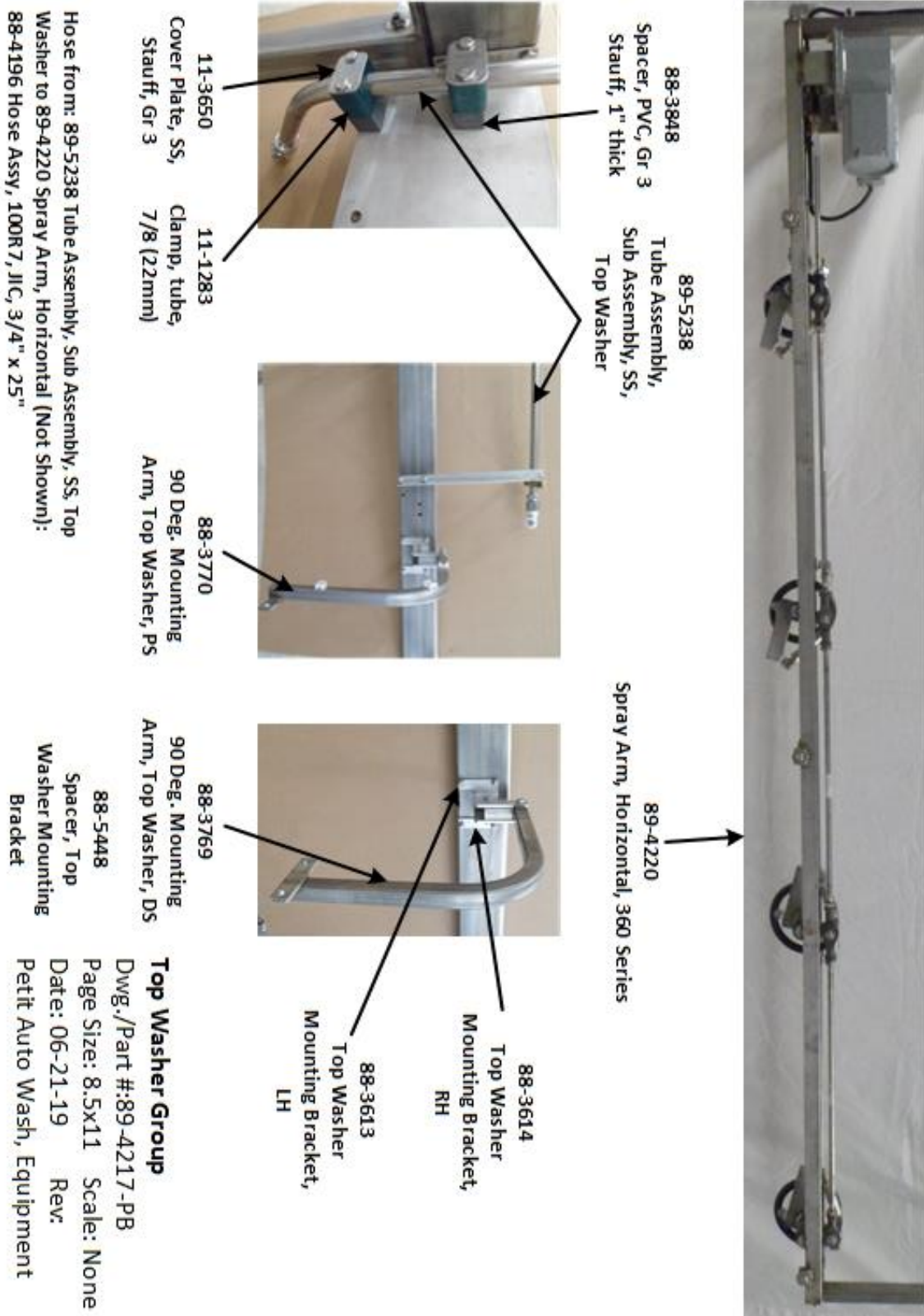
Spray Arm Rotate Cylinder, 360
Dwg./Part #:89-5414-PB
Page Size: 8.5x11 Scale: None
Date: 06-19-19 Rev:
Petit Auto Wash, Equipment

Note: 1-Piece & 2-Piece Spray Arm Rotate Cylinders are functionally interchangeable.

1.15. Breakaway, PN: 89-3439



1.16. Top Washer Group, PN: 89-4217



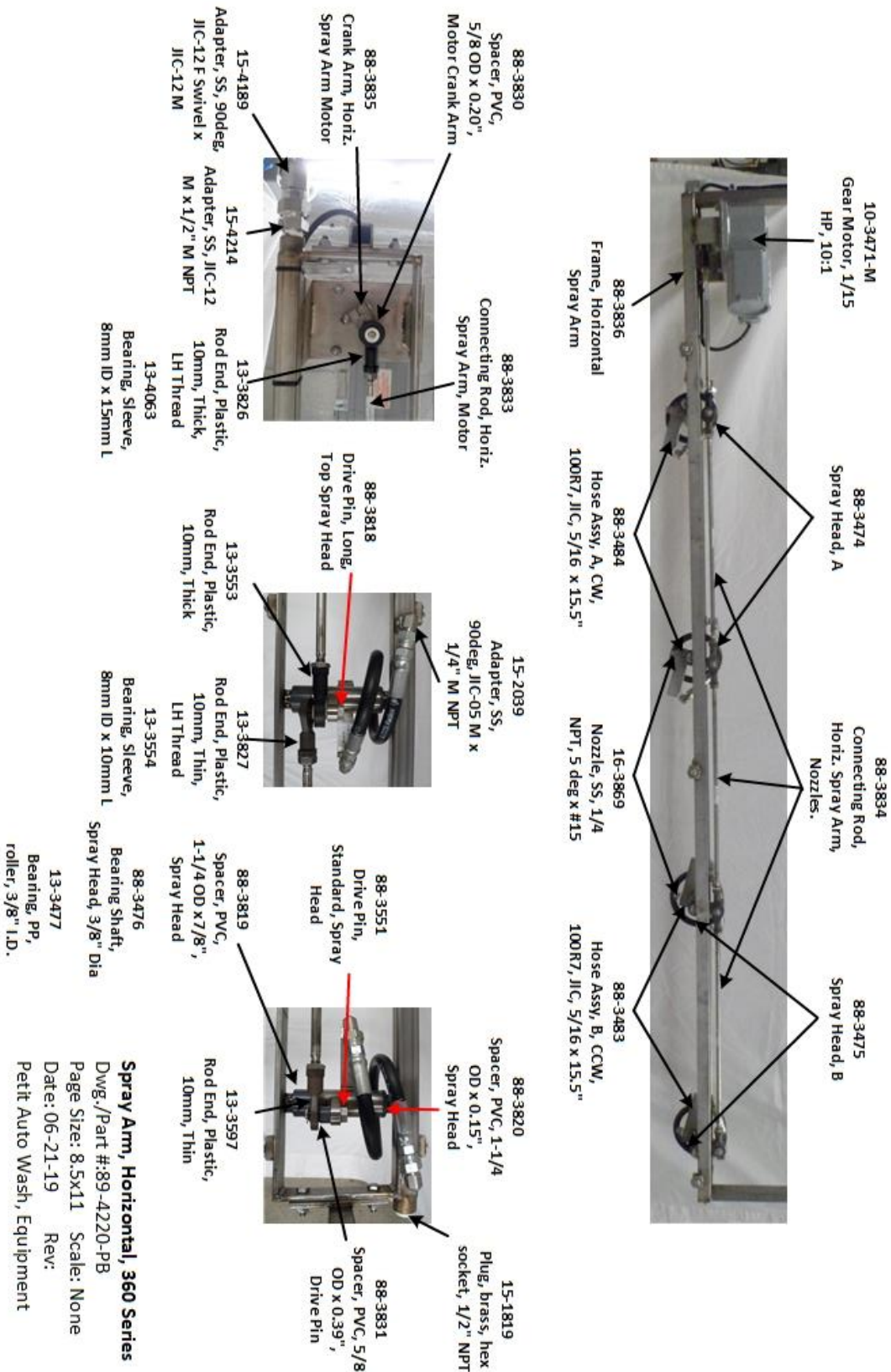
Top Washer Group
 Dwg./Part #: 89-4217-PB
 Page Size: 8.5x11 Scale: None
 Date: 06-21-19 Rev:
 Petit Auto Wash, Equipment

1.17. Tube Assembly, Sub Assembly, SS, Top Washer, PN: 89-5238



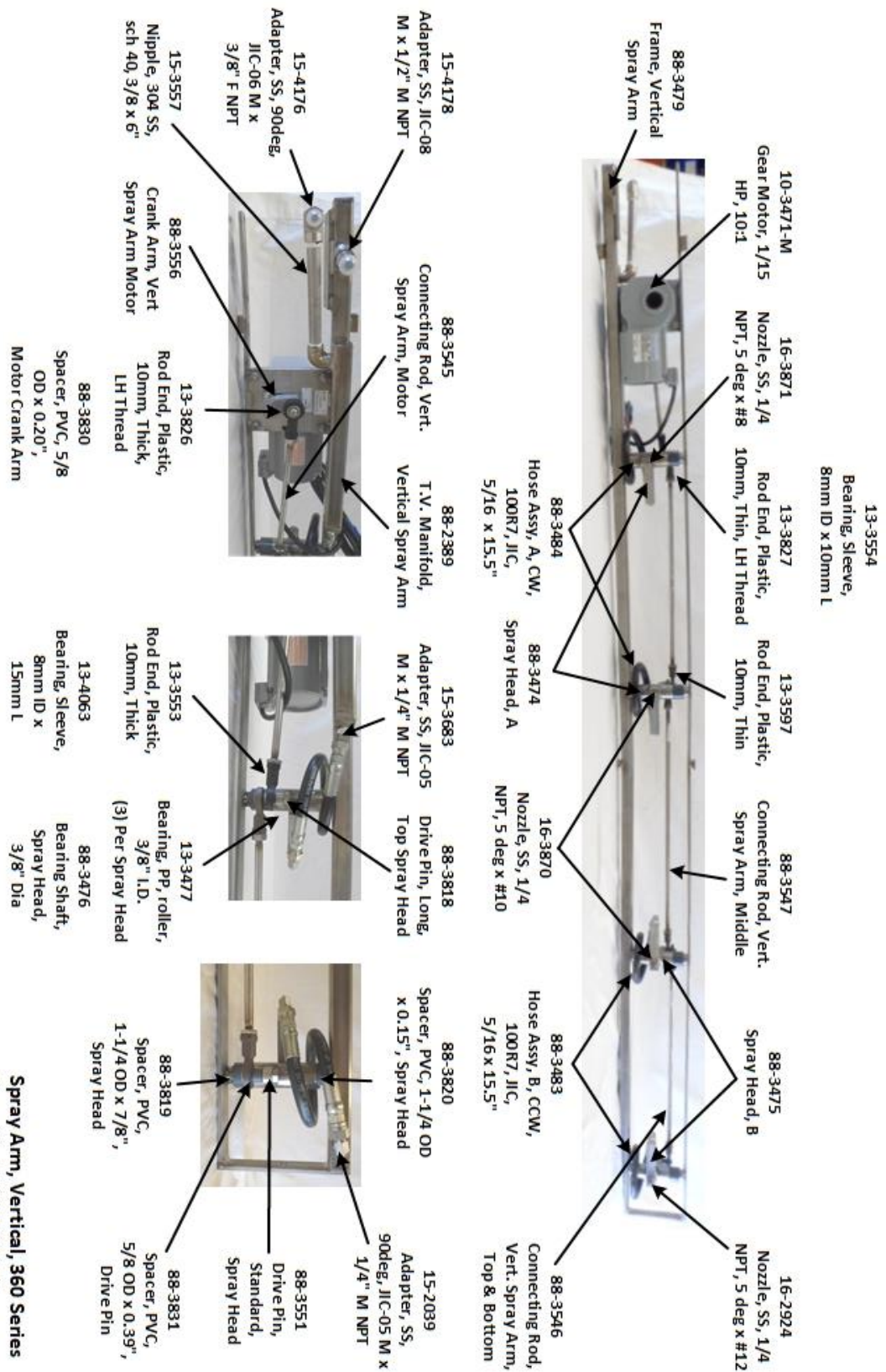
- 15-4186
Adapter, SS, 90deg,
JIC-12 M x 3/4" M NPT
- 15-1391
Tube Fitting, SS,
7/8 x 3/4" F NPT
- 88-3792
Tube Assembly, Top Washer,
SS, 7/8 x 45-1/4"
- Tube Assembly, Sub Assembly, SS, Top Washer**
Dwg./Part #:89-5238-PB
Page Size: 8.5x11 Scale: None
Date: 06-21-19 Rev:
Petit Auto Wash, Equipment

1.18. Spray Arm, Horizontal, 360 Series, PN: 89-4220




Spray Arm, Horizontal, 360 Series
 Dwg./Part #: 89-4220-PB
 Page Size: 8.5x11 Scale: None
 Date: 06-21-19 Rev:
 Petit Auto Wash, Equipment

1.19. Spray Arm, Vertical, 360 Series, PN: 89-4215



Spray Arm, Vertical, 360 Series
Dwg./Part #:89-4215-PB
Page Size: 8.5x11 Scale: None
Date: 06-20-19 Rev:
Pettit Auto Wash, Equipment

1.20. Bridge Cover, D.S. Sub-Assembly, PN: 89-3911
Bridge Cover, P.S. Sub-Assembly, PN: 89-5330



88-5328
 Bridge Cover,
 Sign Face, P.S.

88-5327
 Bridge Cover,
 Sign Face, D.S.

88-5329
 Bridge Cover,
 End Caps
 (Set of 2)

88-1291
 Bracket,
 Bridge Cover
 Mounting Clip

Bridge Cover, D.S. Sub-Assembly
 Dwg./Part #:89-3911-PB
Bridge Cover, P.S. Sub-Assembly
 Dwg./Part #:89-5330-PB
 Page Size: 8.5x11 Scale: None
 Date: 06-19-19 Rev:
 Petit Auto Wash, Equipment

10-3809
 Male
 Receptacle,
 M12, 0.5m


10-3118
 Power Supply,
 LED, 12V, 150W

10-5313
 4 LED Module,
 160 deg, 9500K

10-5016
 Wire Nut, Lever
 Lock, 2 connector,
 28-12 awg

2. Accutrac 360, Bay Equipment, In-bay Specific

2.1. T-bar Group, Inbay, PN: 89-3758



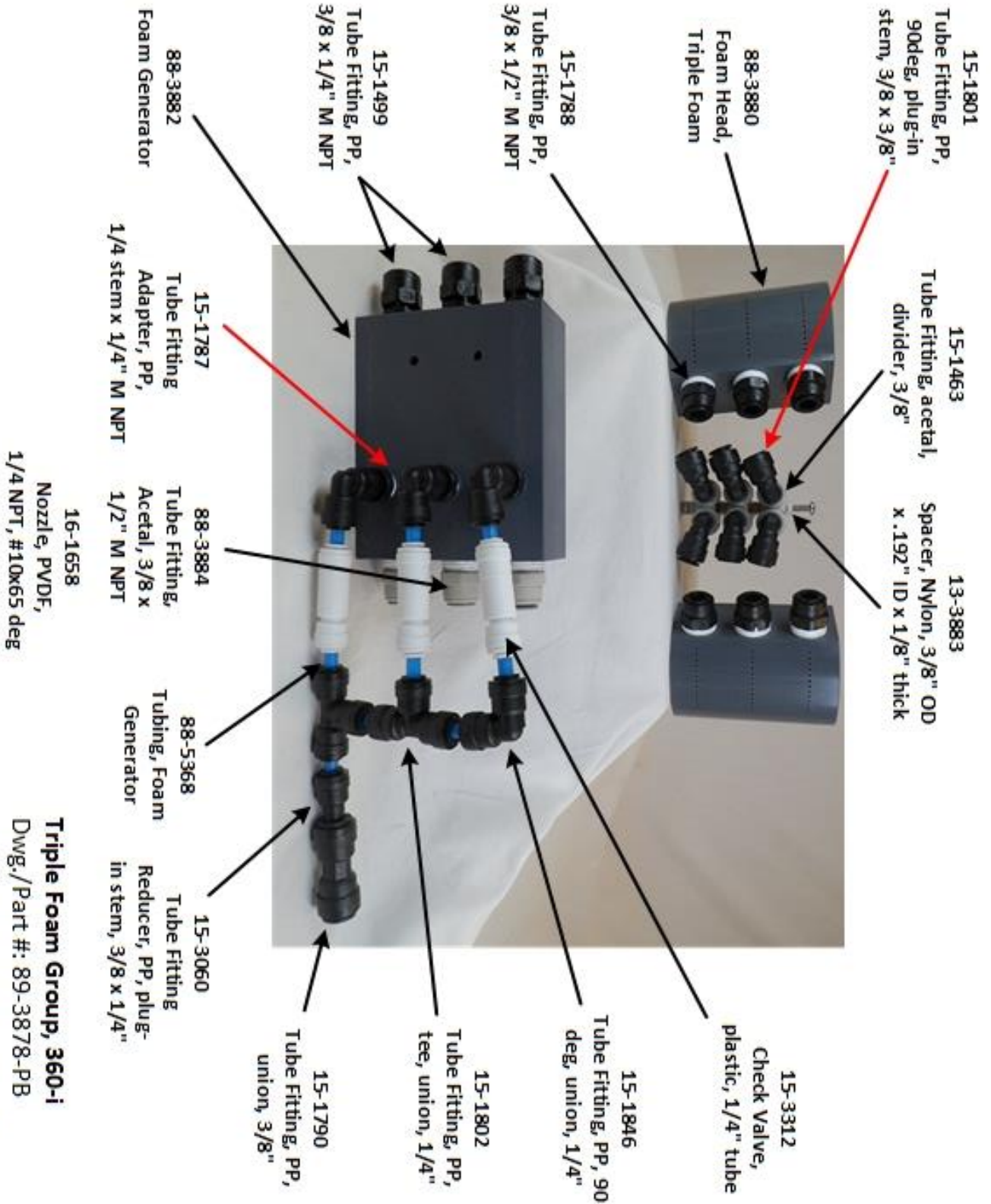
T-Bar Group, Inbay
Dwg./Part #:89-3758-PB
Page Size: 8.5x11 Scale: None
Date: 04-08-19 Rev:
Petit Auto Wash, Equipment

2044 Wadsworth Rd, Norton Ohio 44203

www.PetitAutoWash.com


ALL PRICES ARE SUBJECT TO CHANGE WITHOUT NOTICE

2.2. Triple Foam Group, 360-I, PN: 89-3878



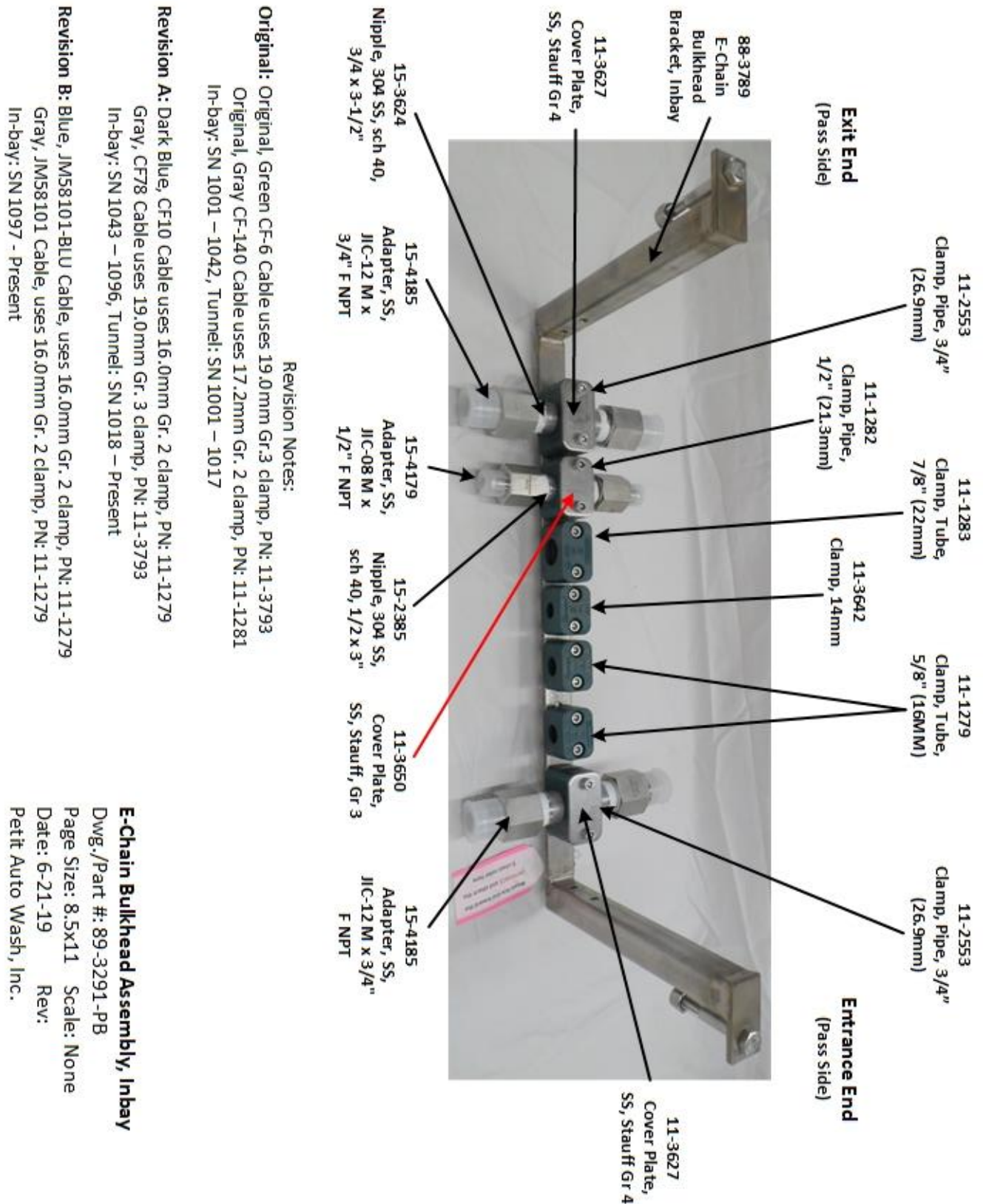
Triple Foam Group, 360-i
 Dwg./Part #: 89-3878-PB
 Page Size: 8.5x11 Scale: None
 Date: 06-20-19 Rev:
 Petit Auto Wash, Equipment

2.3. E-Chain Group, Inbay, PN: 89-4219



E-Chain Group, Inbay
 Dwg./Part #:89-4219-PB
 Page Size: 8.5x11 Scale: None
 Date: 06-21-19 Rev:
 Petit Auto Wash, Equipment

2.4. E-Chain Bulkhead Assembly, Inbay, PN: 89-3291

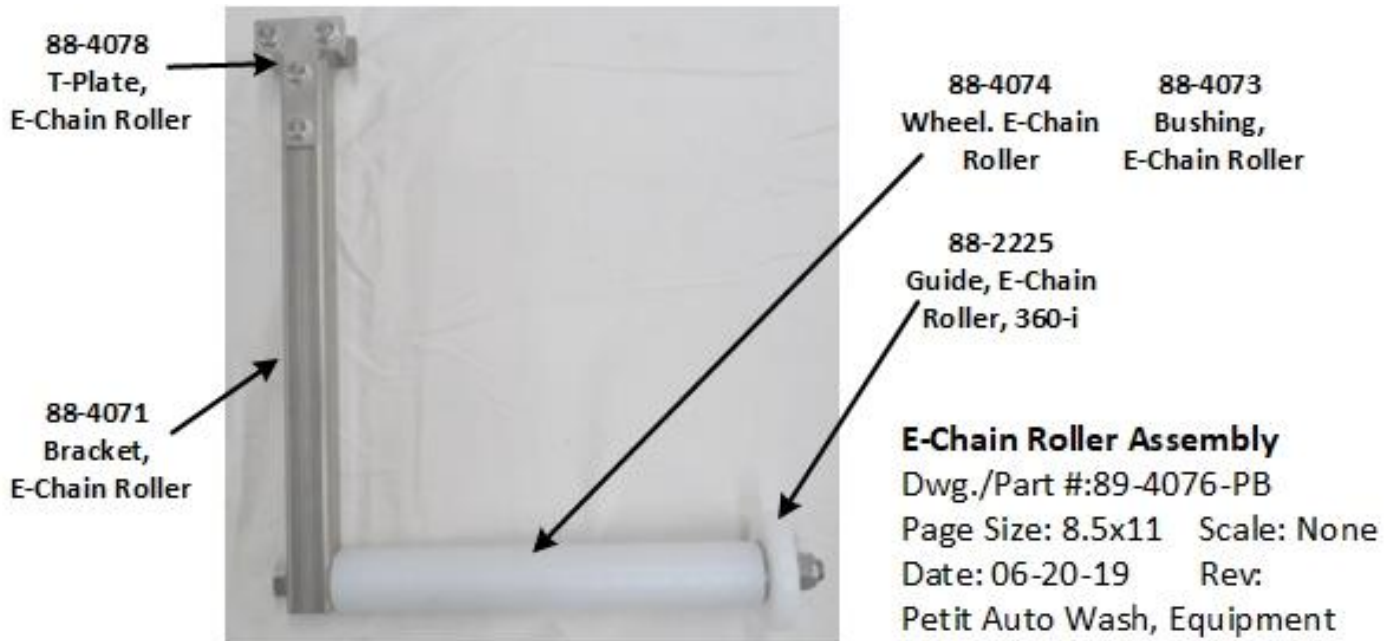


Revision Notes:


- Original:** Original, Green CF-6 Cable uses 19.0mm Gr.3 clamp, PN: 11-3793
 Original, Gray CF-140 Cable uses 17.2mm Gr. 2 clamp, PN: 11-1281
 In-bay: SN 1001 – 1042, Tunnel: SN 1001 – 1017
- Revision A:** Dark Blue, CF10 Cable uses 16.0mm Gr. 2 clamp, PN: 11-1279
 Gray, CF78 Cable uses 19.0mm Gr. 3 clamp, PN: 11-3793
 In-bay: SN 1043 – 1096, Tunnel: SN 1018 – Present
- Revision B:** Blue, JM58101-BLU Cable, uses 16.0mm Gr. 2 clamp, PN: 11-1279
 Gray, JM58101 Cable, uses 16.0mm Gr. 2 clamp, PN: 11-1279
 In-bay: SN 1097 - Present

E-Chain Bulkhead Assembly, Inbay
 Dwg./Part #: 89-3291-PB
 Page Size: 8.5x11 Scale: None
 Date: 6-21-19 Rev:
 Petit Auto Wash, Inc.

2.5. E-Chain Roller Assembly, PN: 89-4076



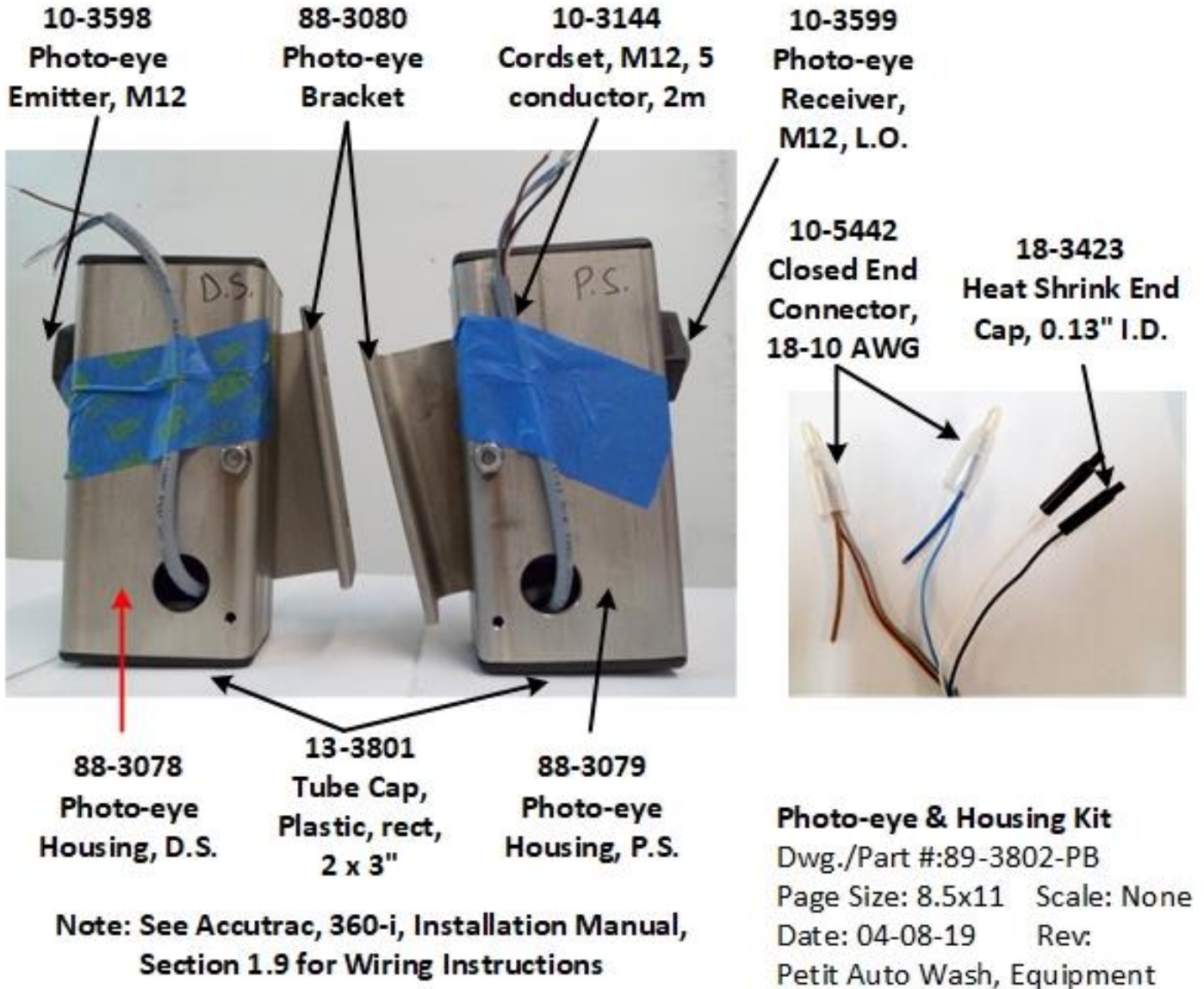
2.6. Underbody Spray Bar Kit, PN: 89-4218



Not Shown: 88-3657
Spray Bar, Underbody

Underbody Spray Bar Kit
Dwg./Part #:89-4218-PB
Page Size: 8.5x11 Scale: None
Date: 06-21-19 Rev:
Petit Auto Wash, Equipment

2.7. Photo-eye & Housing Kit, PN: 89-3802



The diagram illustrates the assembly of a photo-eye and housing kit. It features two main units, labeled 'D.S.' (Distance Sensor) and 'P.S.' (Photo Sensor), which are housed in metal housings (88-3078 and 88-3079). A cordset (10-3144) connects the two units through a plastic tube cap (13-3801). The cordset is terminated with closed end connectors (10-5442) and heat shrink end caps (18-3423). A photo-eye emitter (10-3598) is mounted on the D.S. unit, and a photo-eye receiver (10-3599) is mounted on the P.S. unit. A photo-eye bracket (88-3080) is used to secure the emitter. A note at the bottom left refers to the Accutrac 360-i Installation Manual, Section 1.9 for wiring instructions.

10-3598
Photo-eye
Emitter, M12

88-3080
Photo-eye
Bracket

10-3144
Cordset, M12, 5
conductor, 2m

10-3599
Photo-eye
Receiver,
M12, L.O.

10-5442
Closed End
Connector,
18-10 AWG

18-3423
Heat Shrink End
Cap, 0.13" I.D.

88-3078
Photo-eye
Housing, D.S.

13-3801
Tube Cap,
Plastic, rect,
2 x 3"

88-3079
Photo-eye
Housing, P.S.

Note: See Accutrac, 360-i, Installation Manual,
Section 1.9 for Wiring Instructions

Photo-eye & Housing Kit
Dwg./Part #:89-3802-PB
Page Size: 8.5x11 Scale: None
Date: 04-08-19 Rev:
Petit Auto Wash, Equipment

3. Accutrac 360, Bay Equipment, Tunnel Specific

3.1. Home Prox Switch Kit, PN: 89-5258



10-3660
Prox Switch, 30mm, PNP,
unshielded, M12, NO

10-3659
Cordset, M12,
3 cond, 90deg, 2m

Home Prox Switch Kit

Dwg./Part #: 89-5258-PB

Page Size: 8.5x11 Scale: None

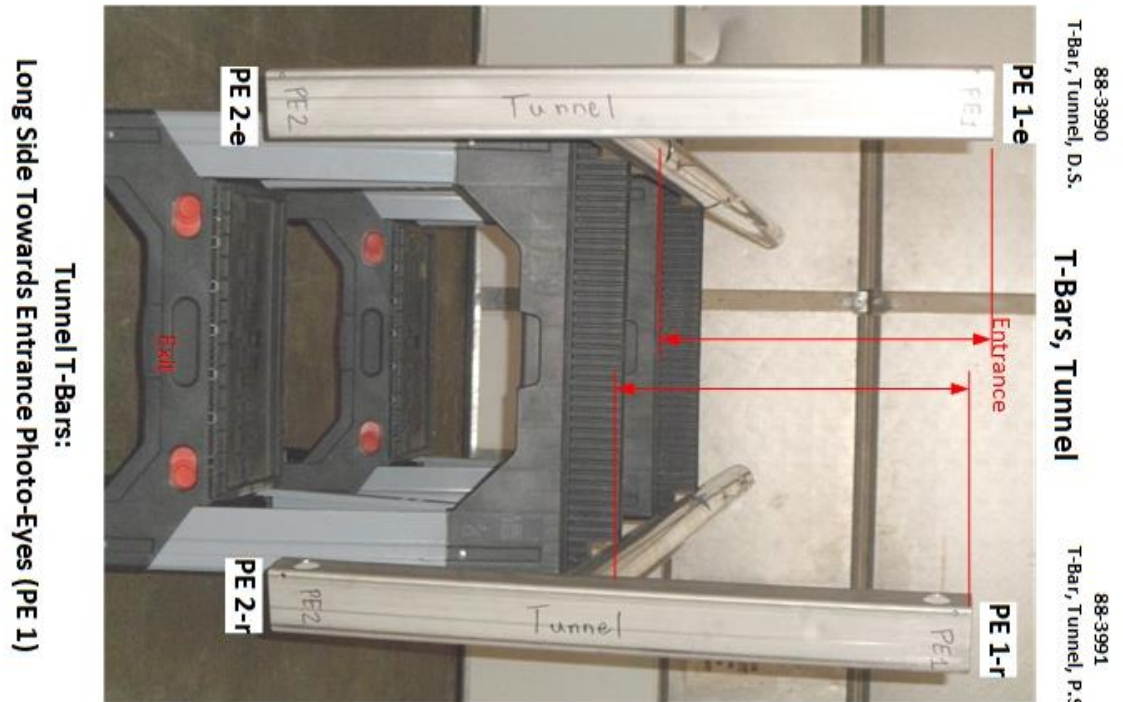

Date: 06-24-19 Rev:

Petit Auto Wash, Equipment

Notes: The "Home Proximity Switch is located on the Driver Side, Entrance of the Bridge and wired to the Driver Side, Sensor Array Junction Box.


3.2. T-Bar Group, Tunnel, PN: 89-3977

Note: Only differences between Inbay and Tunnel T-bars are shown. For all part numbers & descriptions, see section 2.1: 89-3751: T-Bar Group, Inbay.



In-bay & Tunnel T-Bar Differences
 Dwg./Part #: N/a
 Page Size: 8.5x11 Scale: None
 Date: 08-06-19 Rev:
 Petit Auto Wash, Inc

3.3. E-Chain Group, Tunnel, PN: 89-4224



SS Hose Options

88-5513
Hose Assy, 100R7, JIC, SS, 3/4" x 197" (16' 5")
Spray Arms

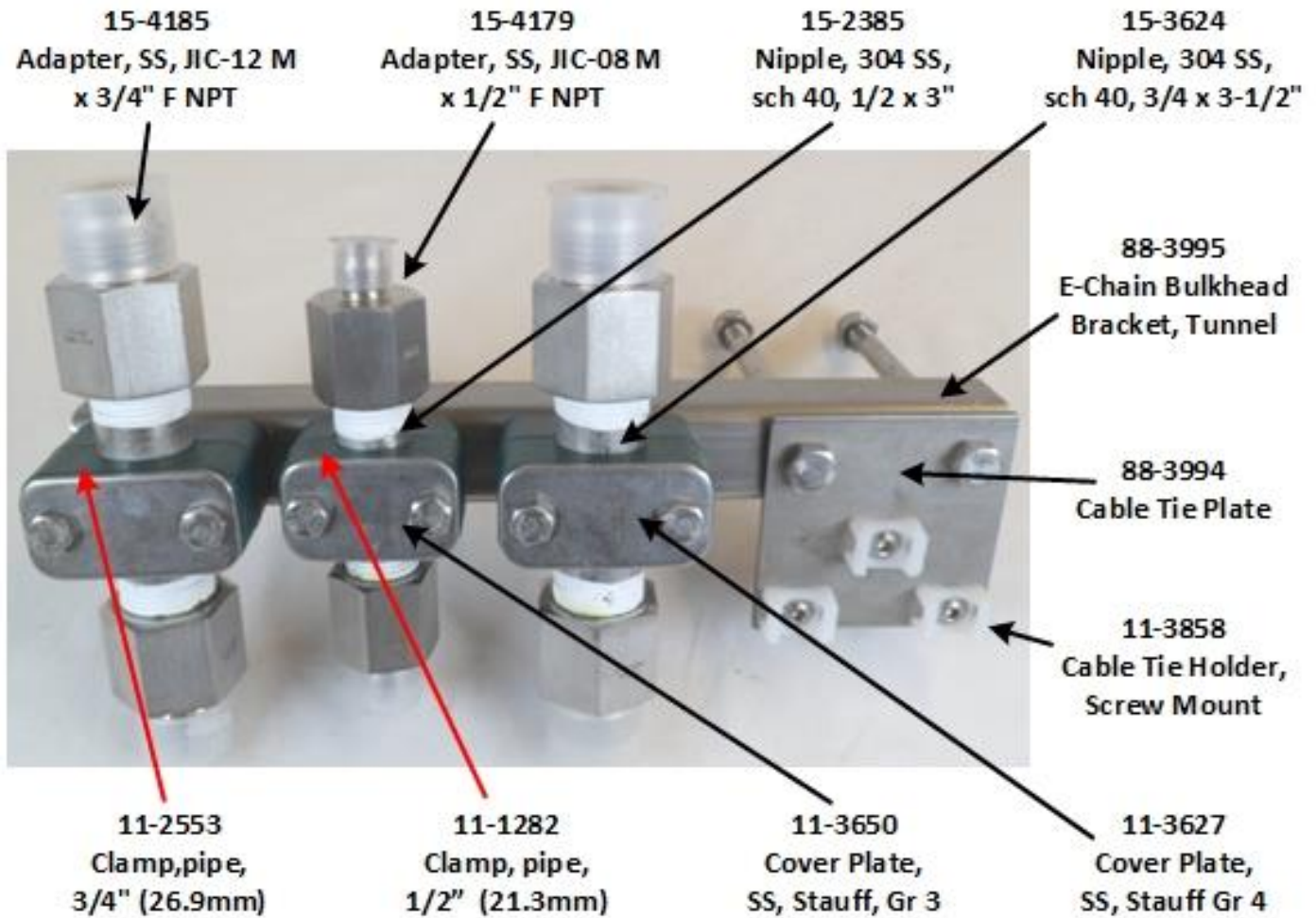
88-5514
Hose Assy, 100R7, JIC, SS, 1/2" x 196" (16' 4")
Tall Vehicle

88-5515
Hose Assy, 100R7, JIC, SS, 3/4" x 171" (14' 3")
Top Washer

E-Chain Group, Tunnel

Dwg./Part #: 89-4224-PB
Page Size: 8.5x11 Scale: None
Date: 010-08-19 Rev:
Petit Auto Wash, Equipment

3.4. E-Chain Bulkhead Assembly, Tunnel, PN: 89-3322



E-Chain Bulkhead Assembly, Tunnel

Dwg./Part #: 89-3322-PB

Page Size: 8.5x11 Scale: None


Date: 06-24-19 Rev:

Petit Auto Wash, Equipment

4. Accutrac 360, Equipment Room, In-Bay Specific

4.1. LP Pump Sub-Assembly, Grundfos, PN: 89-2937

4.1.1. LP Pump Sub-Assy, Grundfos: Overview



LP Pump Sub-Assembly, Grundfos

Dwg./Part #: 89-2937

Page Size: 8.5x11 Scale: None

Date: 07-19-19 Rev:


Petit Auto Wash, Equipment

2044 Wadsworth Rd, Norton Ohio 44203

www.PetitAutoWash.com

ALL PRICES ARE SUBJECT TO CHANGE WITHOUT NOTICE

4.1.2. LP Pump Sub-Assy, Grundfos, Detail A: Inlet, Manifold



15-1871
Hose Barb, brass,
3/4 x 3/4" M NPT

15-1437
Red. Bush, brass,
ext, 1 x 3/4"

15-1438
Tee, brass,
std, 1"

15-2349
Street Elbow,
brass, std, 1"

15-1541
Hose Barb, brass,
1 x 1" M NPT

15-3399
Hex Nipple,
brass, 1"

Detail A, LP Pump Inlet Manifold


Dwg./Part #: 89-2937

Page Size: 8.5x11 Scale: None

Date: 07-19-19 Rev:

Petit Auto Wash, Equipment

4.1.3. LP Pump Sub-Assy, Grundfos, Detail B: Outlet Manifold



Detail B, LP Pump Outlet Manifold

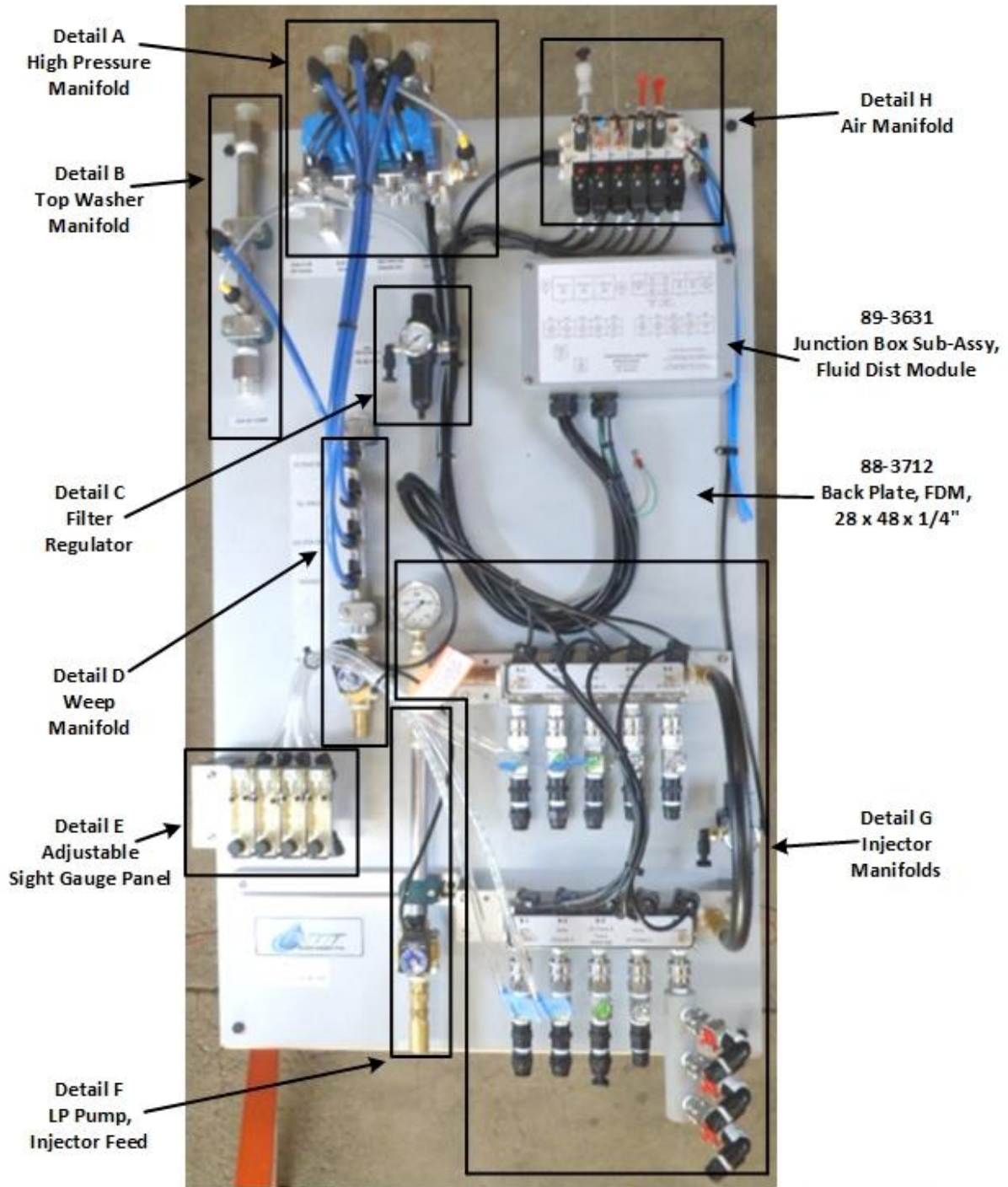
Dwg./Part #: 89-2937

Page Size: 8.5x11 Scale: None

Date: 07-19-19 Rev:

Petit Auto Wash, Equipment

4.2. FDM, Dual Pump: Overview, PN: 89-4228



Fluid Distribution Module, Dual Pump 360-i (FDM), DEMA

Dwg./Part #:89-4228-PB

Page Size: 8.5x11 Scale: None

Date: 06-21-19 Rev:

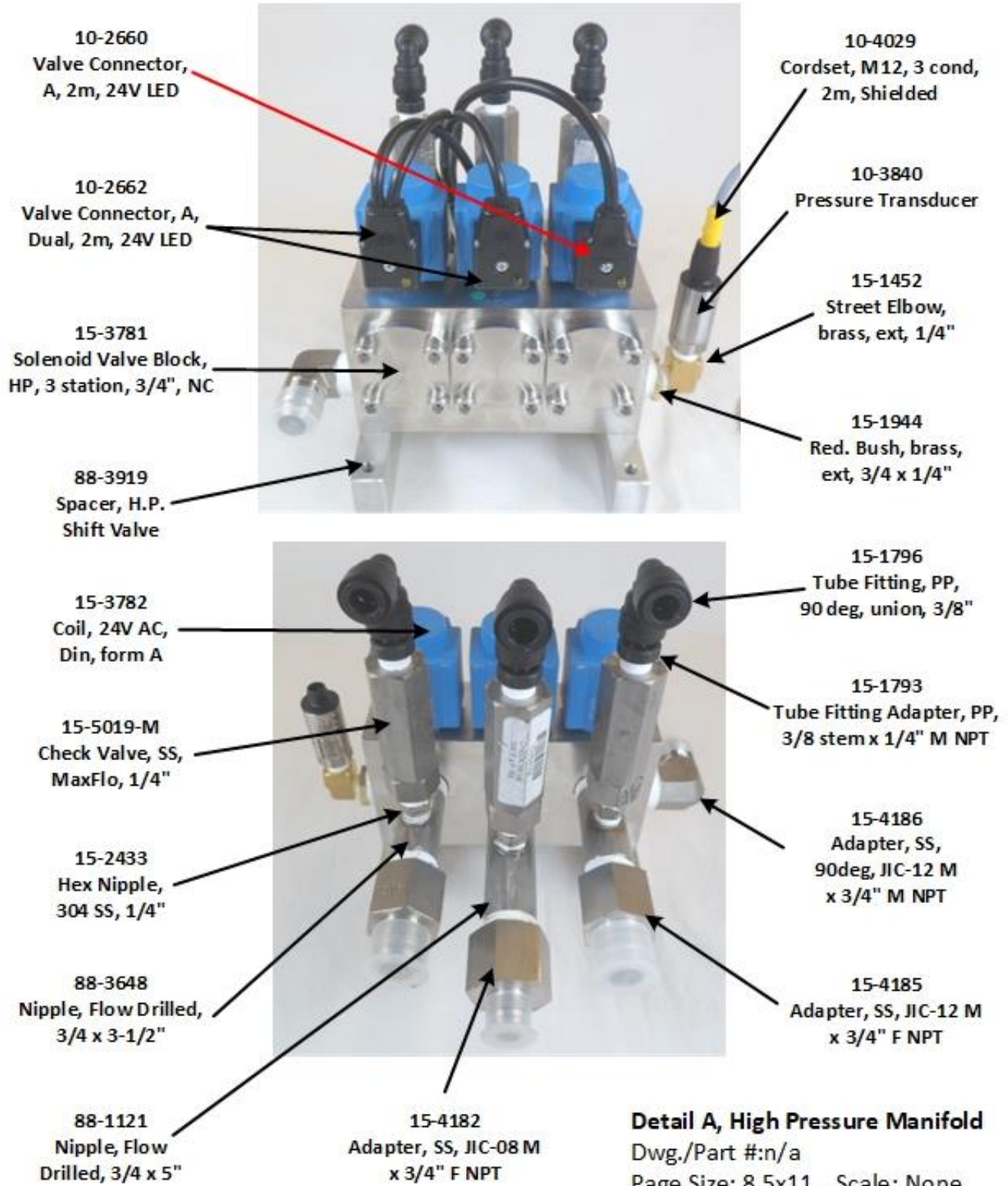
Petit Auto Wash, Equipment

2044 Wadsworth Rd, Norton Ohio 44203

www.PetitAutoWash.com

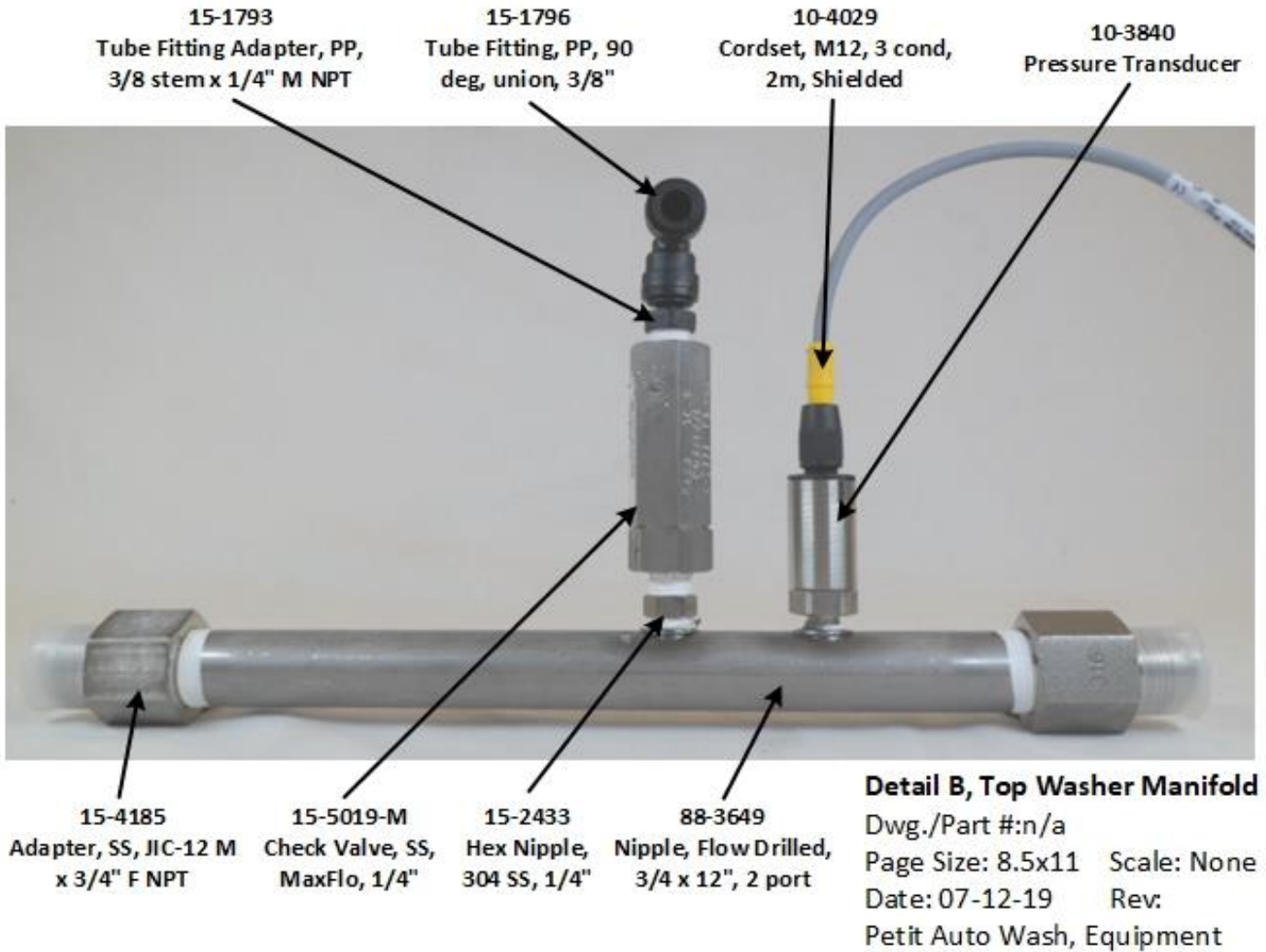
ALL PRICES ARE SUBJECT TO CHANGE WITHOUT NOTICE

4.2.1. FDM, Dual Pump, Detail A: High Pressure Manifold




Detail A, High Pressure Manifold
Dwg./Part #:n/a
Page Size: 8.5x11 Scale: None
Date: 07-12-19 Rev.
Petit Auto Wash, Equipment

4.2.2. FDM, Dual Pump, Detail B: Top Washer Manifold



4.2.3. FDM, Dual Pump, Detail C: Filter Regulator



Detail C, Filter Regulator


Dwg./Part #:n/a

Page Size: 8.5x11 Scale: None

Date: 07-12-19 Rev:

Petit Auto Wash, Equipment

4.2.4. FDM, Dual Pump, Detail D: Weep Manifold



15-1499
Tube Fitting, PP,
3/8 x 1/4" M NPT

15-1860
Ball Valve, brass,
1/4 F x 1/4" M NPT

10-2662
Valve Connector, A,
Dual, 2m, 24V LED

15-1872
Hose Barb, brass,
3/4 x 1/2" M NPT

15-1819
Plug, brass, hex
socket, 1/2" NPT

88-1198
Weep Manifold,
Flow Drilled

15-1457
Hex Nipple,
brass, ext, 1/2"

15-4135
Solenoid Valve, brass,
NO, 1/2", 24V, DEMA

Detail D, Weep Manifold

Dwg./Part #:n/a

Page Size: 8.5x11 Scale: None

Date: 07-12-19 Rev:

Petit Auto Wash, Equipment

4.2.5. FDM, Dual Pump, Detail E: Adj. Sight Gauge



Detail E, Adjustable Sight Gauge

Dwg./Part #:n/a

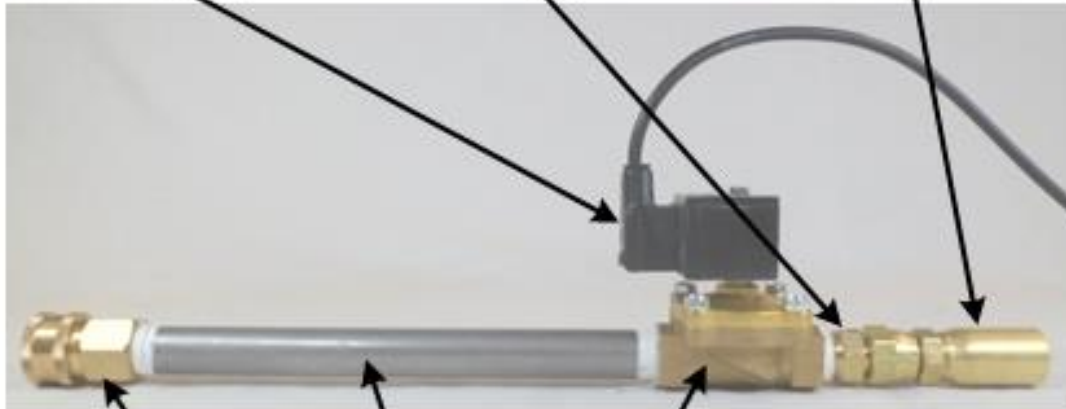
Page Size: 8.5x11 Scale: None

Date: 07-12-19 Rev:

Petit Auto Wash, Equipment

4.2.6. FDM, Dual Pump, Detail F: LP Pump Injector Feed

- 10-2662 Valve Connector, A, Dual, 2m, 24V LED
- 15-2335 Adapter, Brass, JIC-08 M x 1/2" M NPT
- 17-2334 Hose Coupling, crimp, brass, 100R7, 1/2" x -08 JIC F swivel



- 15-2700 Quick Disc Socket, Brass, 1/2" F NPT
- 15-2327 Nipple, 304SS, 1/2 NPT x 10"
- 15-4134 Solenoid Valve, brass, NC, 1/2", 24V, DEMA

Detail F, LP Pump Injector Feed


Dwg./Part #:n/a

Page Size: 8.5x11 Scale: None

Date: 07-12-19 Rev:

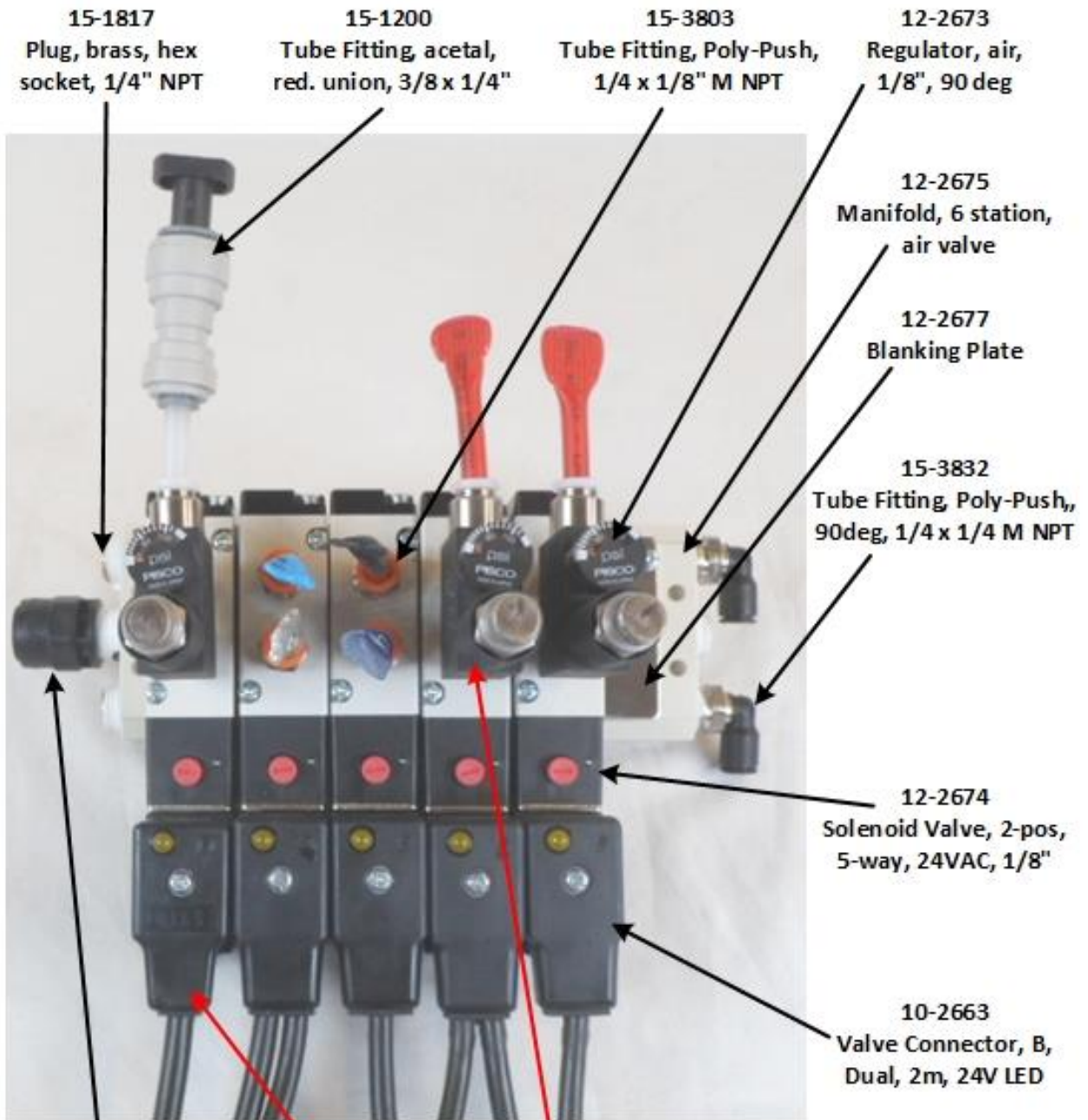
Petit Auto Wash, Equipment

4.2.7. FDM, Dual Pump, Detail G: Injector Manifolds



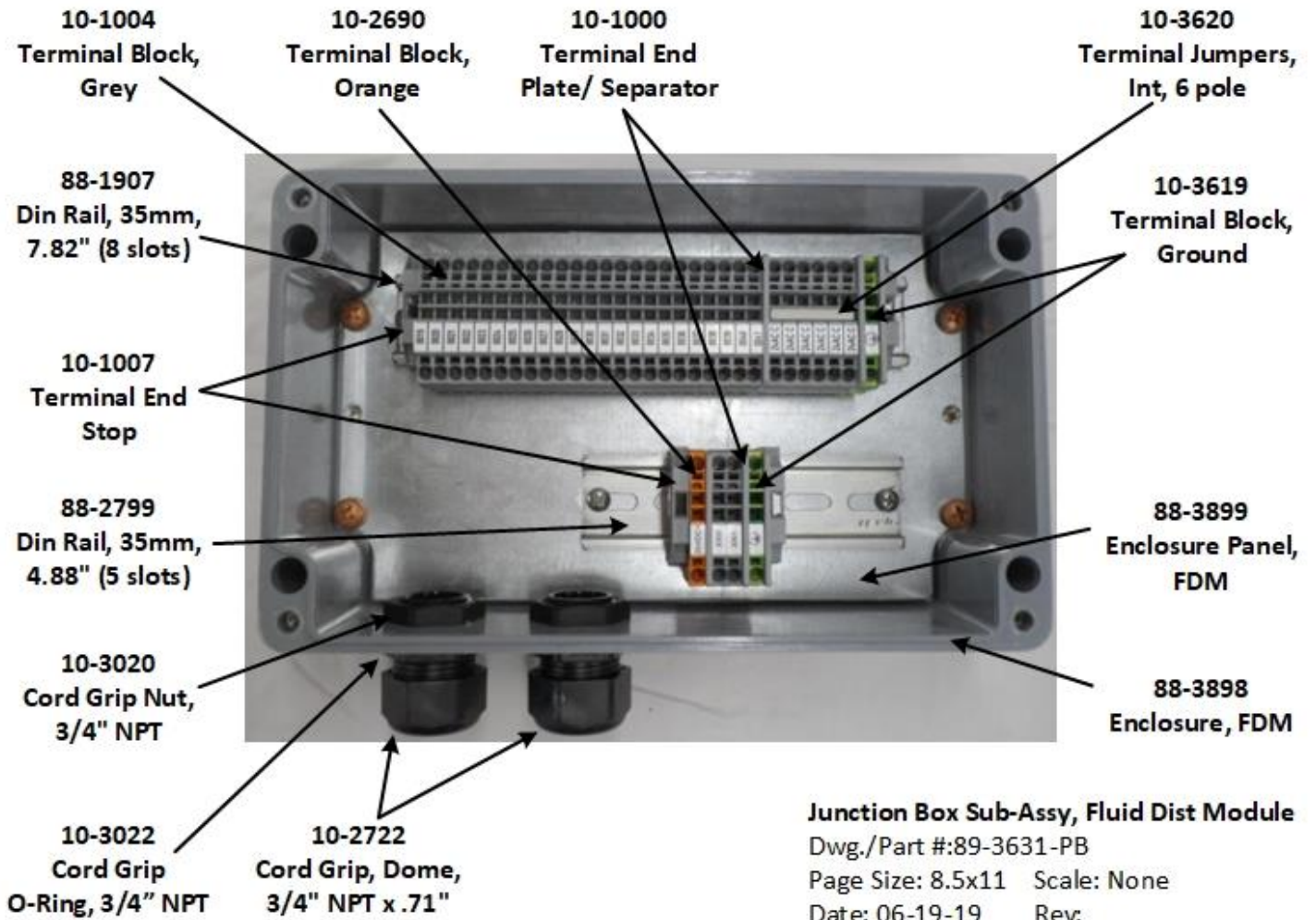
Detail G, Injector Manifolds
Dwg./Part #:n/a
Page Size: 8.5x11 Scale: None
Date: 07-15-19 Rev:
Petit Auto Wash, Equipment

4.2.8. FDM, Dual Pump, Detail H: Air Manifold



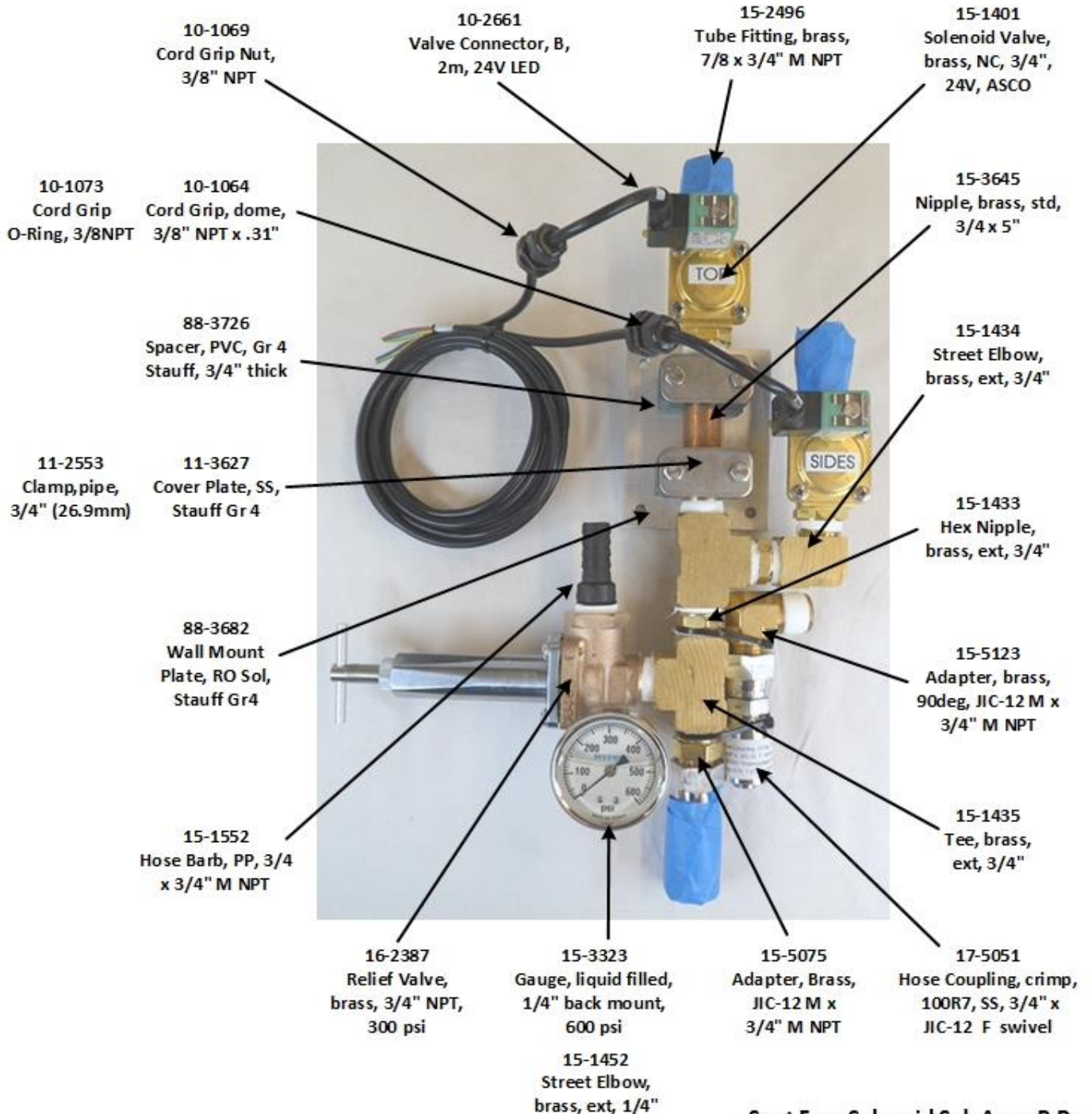
Detail H, Air Manifold
Dwg./Part #:n/a
Page Size: 8.5x11 Scale: None
Date: 07-15-19 Rev:
Petit Auto Wash, Equipment

4.2.9. Junction Box Sub-Assy, Fluid Dist. Module, PN: 89-3631



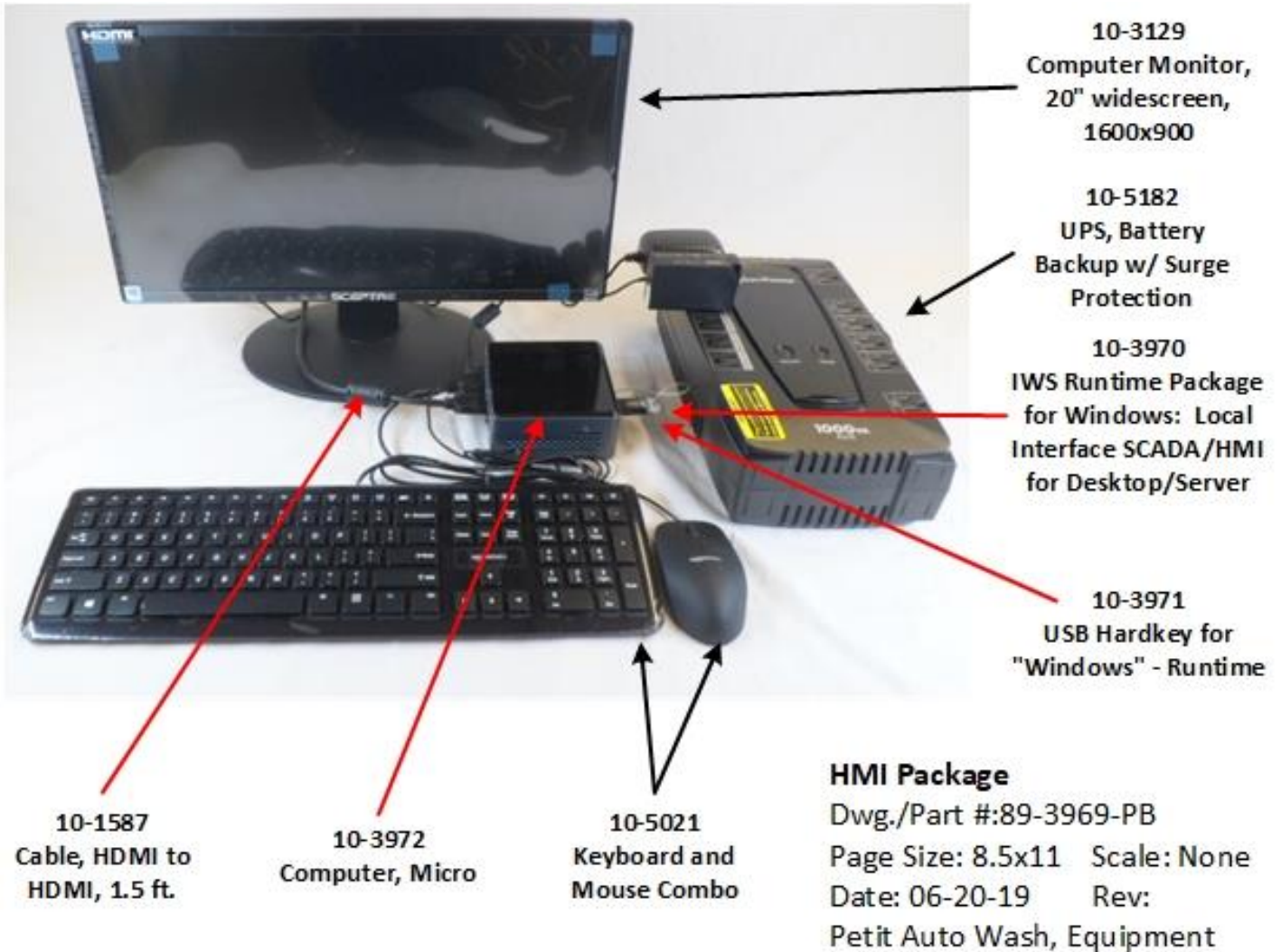
Junction Box Sub-Assy, Fluid Dist Module
Dwg./Part #:89-3631-PB
Page Size: 8.5x11 Scale: None
Date: 06-19-19 Rev:
Petit Auto Wash, Equipment

4.3. Spot Free Solenoid Sub Assy, R.P, PN: 89-4139




Spot Free Solenoid Sub Assy, R.P.
Dwg./Part #:89-4139-PB
Page Size: 8.5x11 Scale: None
Date: 06-20-19 Rev:
Petit Auto Wash, Equipment

4.4. HMI Package, PN: 89-3969




4.5. Building Monitoring & Warning Horn Kit, PN: 89-5259



4.6. Trough Manifold, Top, In-bay, PN: 89-4227

Notes:
For 89-4226: Trough Manifold, Side, Inbay
Remove:
(1)15-1501: Tube Fitting, PP, 1/2 x 3/8" M NPT
(1)15-3316: Hex Nipple, 304 SS, 1/4"
(1)15-5020-M: Check Valve, SS, 3/8", Custom O-ring
Add:
(1)15-3845: Plug, SS, hex socket, 3/8" NPT



Trough Manifold, Top, Inbay
Dwg./Part #:89-4227-PB
Page Size: 8.5x11 Scale: None
Date: 08-02-18 Rev:
Petit Auto Wash, Equipment


2044 Wadsworth Rd, Norton Ohio 44203

www.PetitAutoWash.com

ALL PRICES ARE SUBJECT TO CHANGE WITHOUT NOTICE

5. Accutrac 360, Equipment Room, Tunnel Specific

5.1. T.V. Solenoid Sub Assembly, DEMA, PN: 89-5163



T.V. Solenoid Sub Assembly, DEMA


Dwg./Part #: 89-5163-PB

Page Size: 8.5x11 Scale: None

Date: 06-24-19 Rev:

Petit Auto Wash, Equipment

5.2. Air Solenoid Sub-Assembly, 360-t, PN: 89-3654



Air Solenoid Sub-Assembly, 360-t


Dwg./Part #: 89-3654-PB

Page Size: 8.5x11 Scale: None

Date: 06-24-19 Rev:

Petit Auto Wash, Equipment

5.3. VFD Fan Kit, 360-t, PN: 89-5150

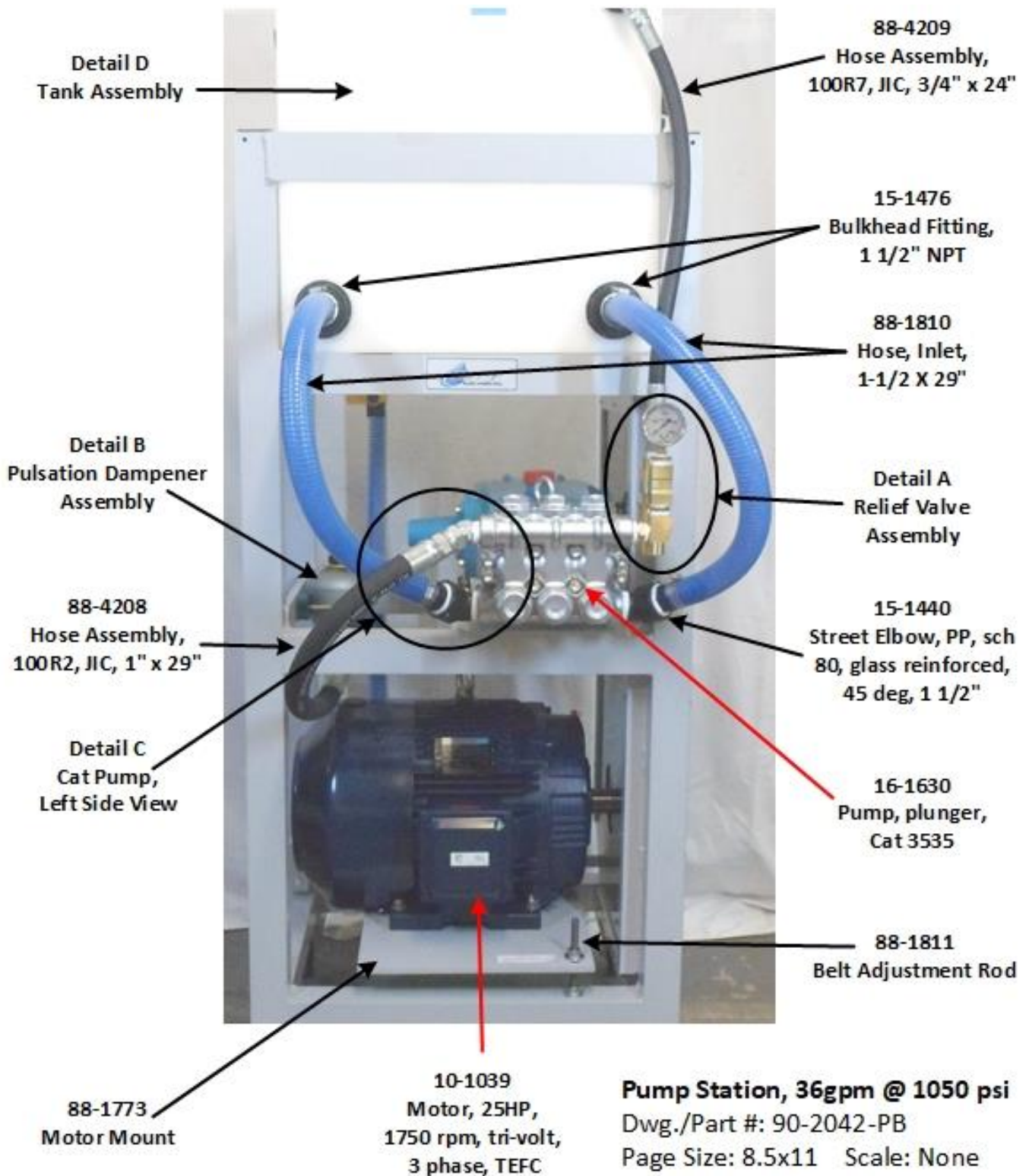


VFD Fan Kit, 360-t

Dwg./Part #: 89-5150-PB
Page Size: 8.5x11 Scale: None
Date: 06-24-19 Rev:
Petit Auto Wash, Equipment

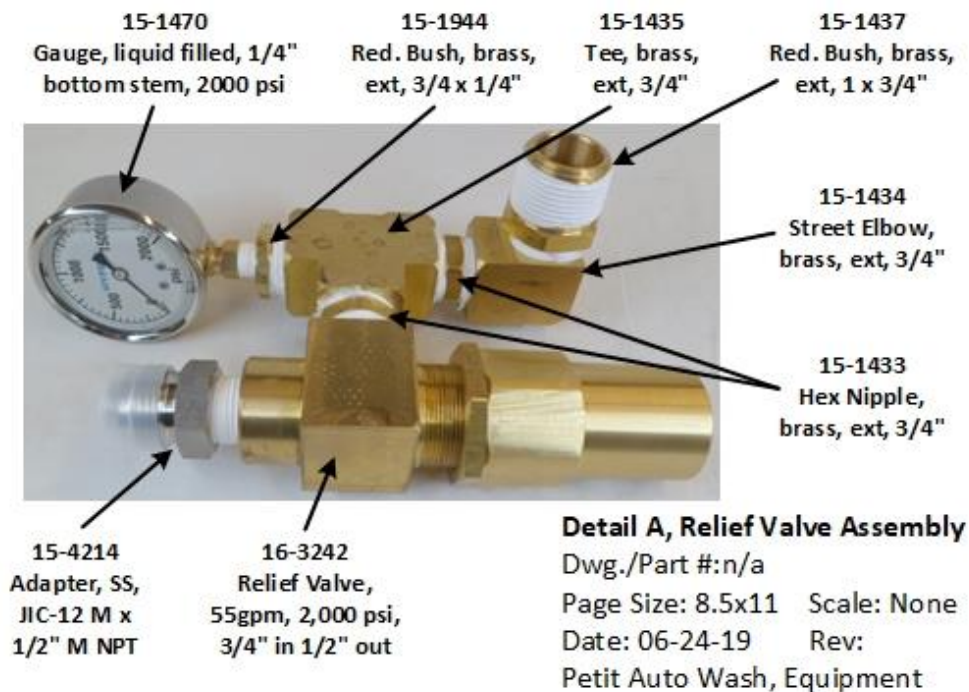
Note: Comes pre-Installed in 25-HP VFD Control Panel.

6. Pump Station, 36gpm @ 1050 psi, PN: 90-2042




Pump Station, 36gpm @ 1050 psi
Dwg./Part #: 90-2042-PB
Page Size: 8.5x11 Scale: None
Date: 07-10-19 Rev:
Petit Auto Wash, Equipment


6.1. Pump Station, Detail A: Relief Valve Assembly



6.2. Pump Station, Detail B: Pulsation Dampener Assy.



6.3. Pump Station, Detail C: Cat Pump, Left Side View



Detail C, Cat Pump, Left Side View

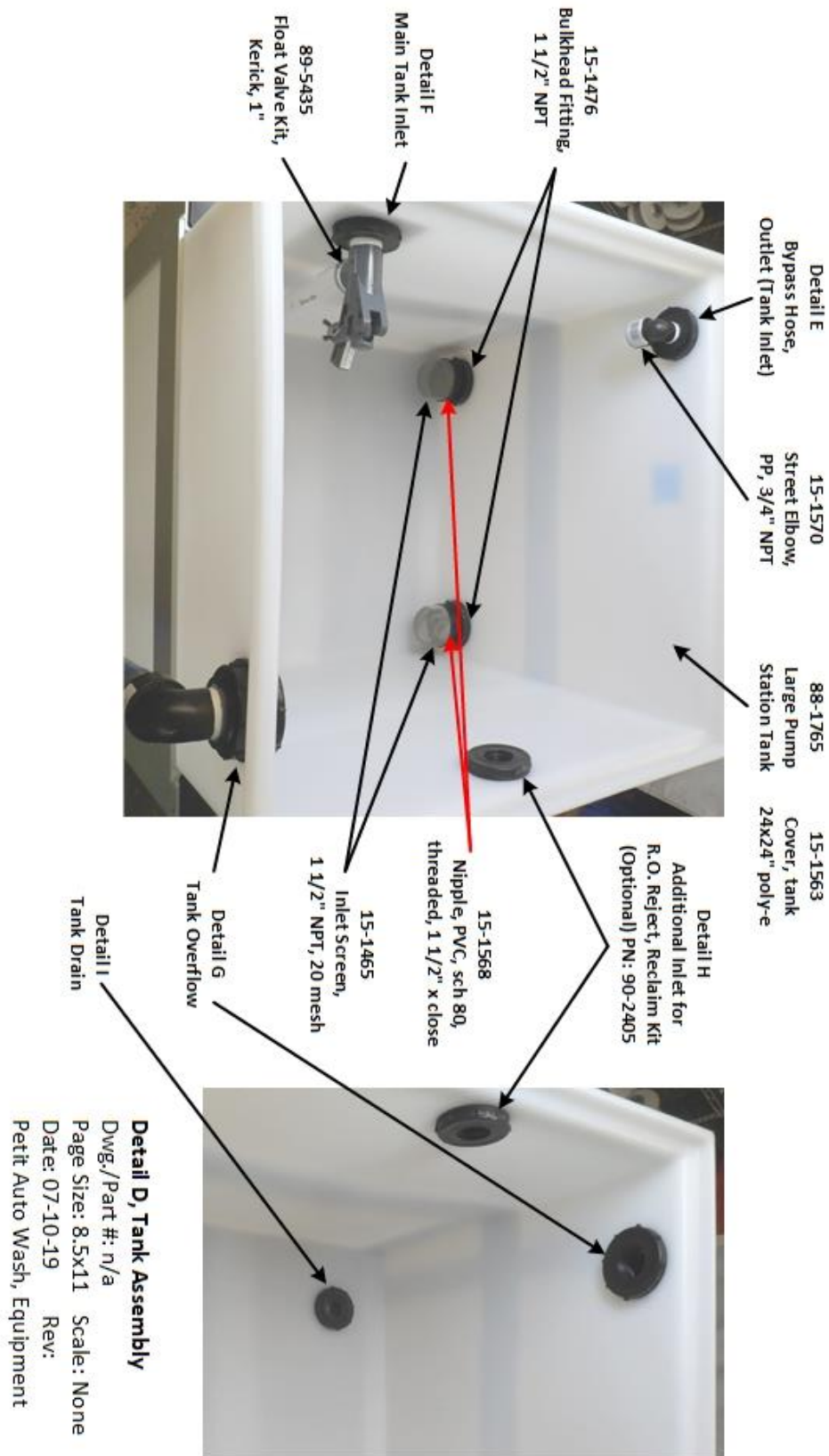
Dwg./Part #: n/a

Page Size: 8.5x11 Scale: None

Date: 07-10-19 Rev:

Petit Auto Wash, Equipment

6.4. Pump Station, Detail D: Tank Assembly



2044 Wadsworth Rd, Norton Ohio 44203

www.PetitAutoWash.com

ALL PRICES ARE SUBJECT TO CHANGE WITHOUT NOTICE

6.5. Pump Station, Detail E: Bypass Hose, Outlet (Tank Inlet)




15-4186
Adapter, SS, 90deg,
JIC-12 M x 3/4" M NPT

15-1479
Bulkhead Fitting,
3/4" NPT

Detail E, Bypass Hose, Outlet (Tank Inlet)

Dwg./Part #: n/a
Page Size: 8.5x11 Scale: None
Date: 07-10-19 Rev:
Petit Auto Wash, Equipment

6.6. Pump Station, Detail F: Main Tank Inlet



15-1442
Bulkhead Fitting,
1" NPT

15-3102
Street Elbow, PP,
1" NPT


15-2391
Hose Barb, PP,
1 x 1" M NPT

88-3396
Support Plate,
1" Bulkhead Fitting

Detail F, Main Tank Inlet

Dwg./Part #: n/a
Page Size: 8.5x11 Scale: None
Date: 07-10-19 Rev:
Petit Auto Wash, Equipment


6.7. Pump Station, Detail G: Tank Overflow



Detail G, Tank Overflow

Dwg./Part #: n/a
Page Size: 8.5x11 Scale: None
Date: 07-10-19 Rev:
Petit Auto Wash, Equipment


6.8. Pump Station, Detail H: Additional Inlet for R.O. Reject, Reclaim Kit (P/N: 90-2405, Optional)



Detail H, Additional Inlet for R.O Reject Reclaim Kit (Optional)

Dwg./Part #: n/a
Page Size: 8.5x11 Scale: None
Date: 07-10-19 Rev:
Petit Auto Wash, Equipment

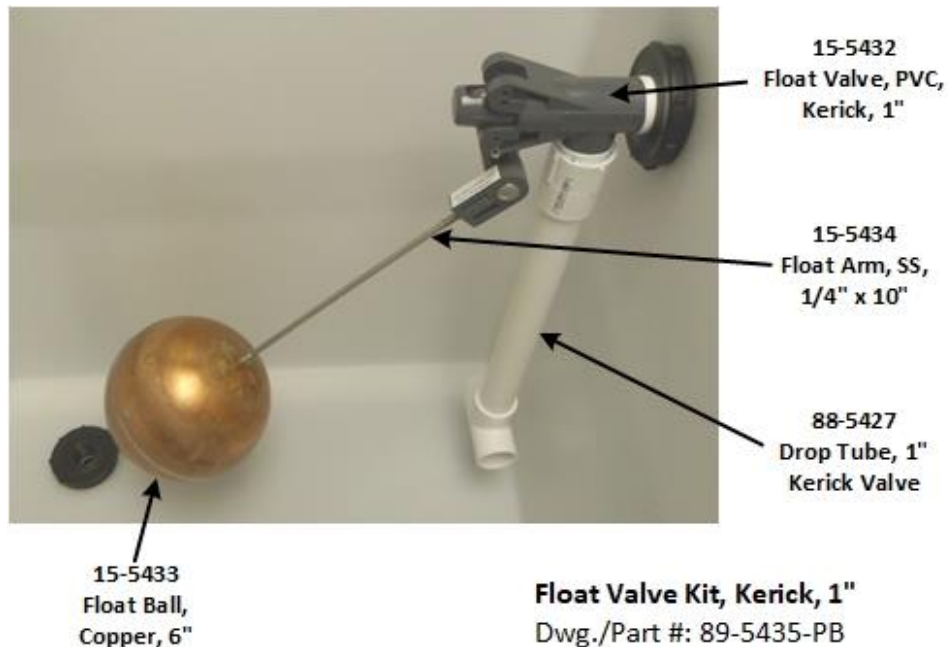
6.9. Pump Station, Detail I: Tank Drain



Detail I, Tank Drain

Dwg./Part #: n/a
Page Size: 8.5x11 Scale: None
Date: 07-10-19 Rev:
Petit Auto Wash, Equipment


6.10. Float Valve Kit, Kerick 1in, PN: 89-5435



Float Valve Kit, Kerick, 1"

Dwg./Part #: 89-5435-PB
Page Size: 8.5x11 Scale: None
Date: 07-10-19 Rev:
Petit Auto Wash, Equipment

6.11. Pump Station, Detail J: Pulleys




13-1335
Sheave, taperlock,
5V 16.0" 2grv.

88-1814
Key, pump shaft

13-1342
Bushing, taperlock,
35mm

13-1344
V Belt, 5VX780



13-1337
Sheave, taperlock,
5V 7.5" 2grv.

13-1338
Bushing,
taperlock, 1-7/8"

88-1768
Bearing Block,
1", UHMW

13-1777
Clamp Collar,
al, 1"

88-1769
Bearing Brace Plate

Detail J, Pulleys


Dwg./Part #: n/a

Page Size: 8.5x11 Scale: None

Date: 07-10-19 Rev:

Petit Auto Wash, Equipment

6.12. Flow Controls: 20GPM, 25GPM, 40GPM, 50GPM



Flow Control, 20GPM, 25GPM, 40GPM, 50GPM

Dwg./Part #:n/a


Page Size: 8.5x11 Scale: None

Date: 06-24-19 Rev:

Petit Auto Wash, Equipment

6.13. Inlet Kit, 360-i, Dual Pump, PN: 89-3873

Inlet, Top Washer
Pump Station



15-3030
Check Valve, acetal,
3/8" tube, 0.3 psi
crack

Inlet, Under Body
& Side Spray Arms
Pump Station

15-1463
Tube Fitting,
Acetal, divider, 3/8"

15-5029
Check Valve, PVC,
3/8" tube, 12.0 psi
crack

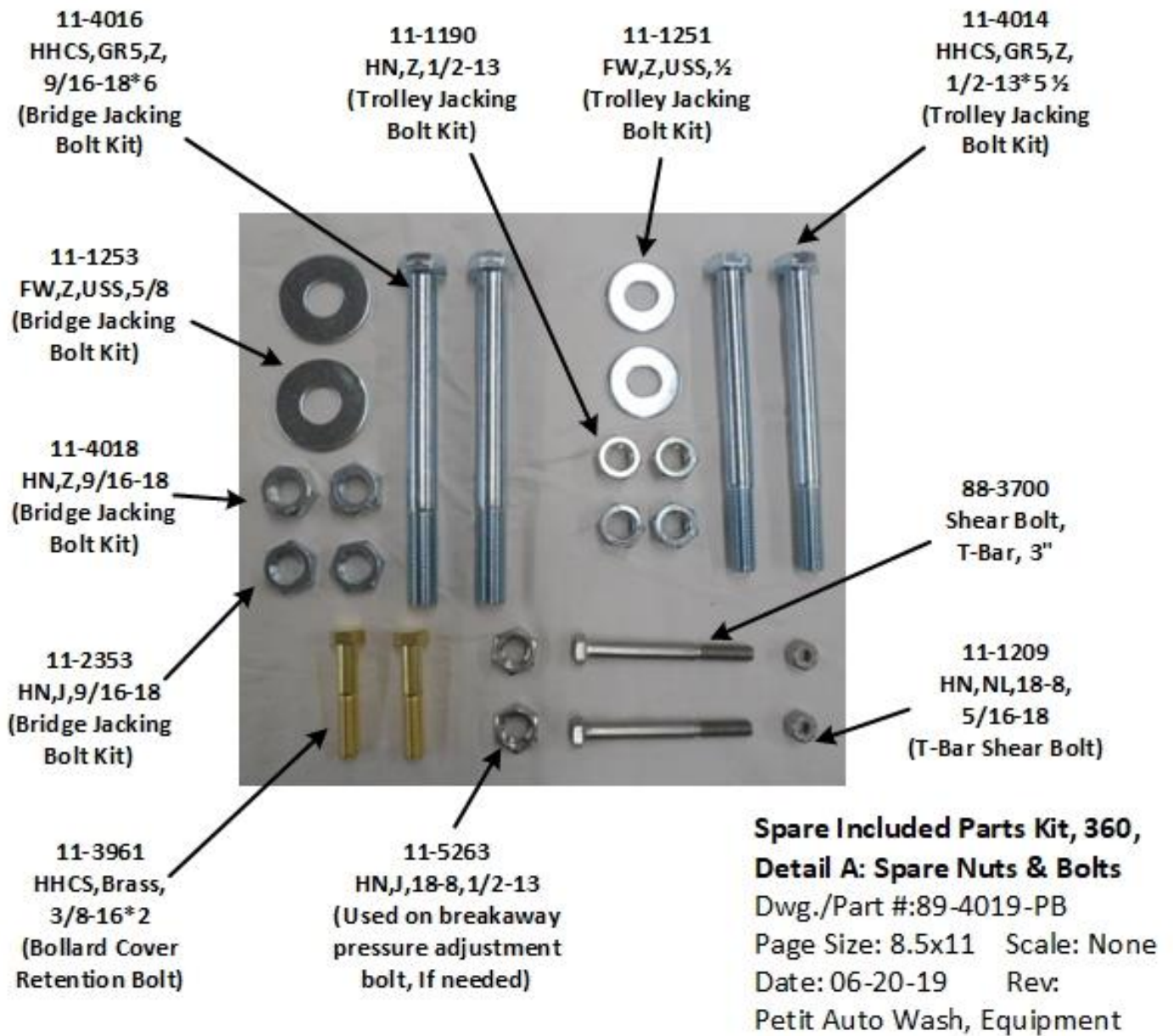
88-5371
Tubing, Inlet Kit

**Inlet Kit, 25HP Pump,
360-I, Dual Pump**
Dwg./Part #:89-3873-PB
Page Size: 8.5x11 Scale: None
Date: 04-08-19 Rev:
Petit Auto Wash, Equipment

7. Accutrac 360, Spare Parts Kits

7.1. Spare Included Parts Kit, 360, PN: 89-4019

7.1.1. Spare Included Parts Kit, Detail A: Spare Nuts & Bolts



7.1.2. Spare Included Parts Kit, 360, Detail B: Lubricants & Greases

18-5018
Di-Electric Grease, 1.0 oz
(Photo Eye & Prox.
Switch Connections,
Reapply every 6 months)

18-5472
Grease, Dow Corning
Molykote 55 O-ring Grease
(Lubricate Air Cylinder
Rods 1/month)



18-4121
Grease Cartridge, Marine,
Calcium Sulfonate
(Grease (7), 2-hole flange
bearings, 1/month)

18-5158
DuPont Teflon Silicone
Aerosol Lubricant, 14oz
(Lubricate Breakaway
V-groove every 6 months)

18-1268
Loctite 248, Blue,
Med Strength
(For Taped Bolts)

DO NOT USE ON AIR CYLINDERS

Note: 18-5472 Grease, Dow Corning Molykote 55 O-ring Grease is the only approved substance for lubricating air cylinders.

Spare Included Parts Kit, 360, Detail B: Lubricants & Greases
Dwg./Part #:89-4019-PB
Page Size: 8.5x11 Scale: None
Date: 06-20-19 Rev:
Petit Auto Wash, Equipment

7.1.3. Spare Included Parts Kit, 360, Detail C: Miscellaneous Items



Spare Included Parts Kit, 360, Detail C: Miscellaneous Items

Dwg./Part #:89-4019-PB
Page Size: 8.5x11 Scale: None
Date: 06-20-19 Rev:
Petit Auto Wash, Equipment

7.2. Spare parts, 360 Universal, PN: 89-1120

7.2.1. Spare Parts Kit, 360 Universal, Detail A



Spare parts, 360 Universal, Detail A


Dwg./Part #: 89-1120-PB

Page Size: 8.5x11 Scale: None

Date: 07-19-19 Rev:

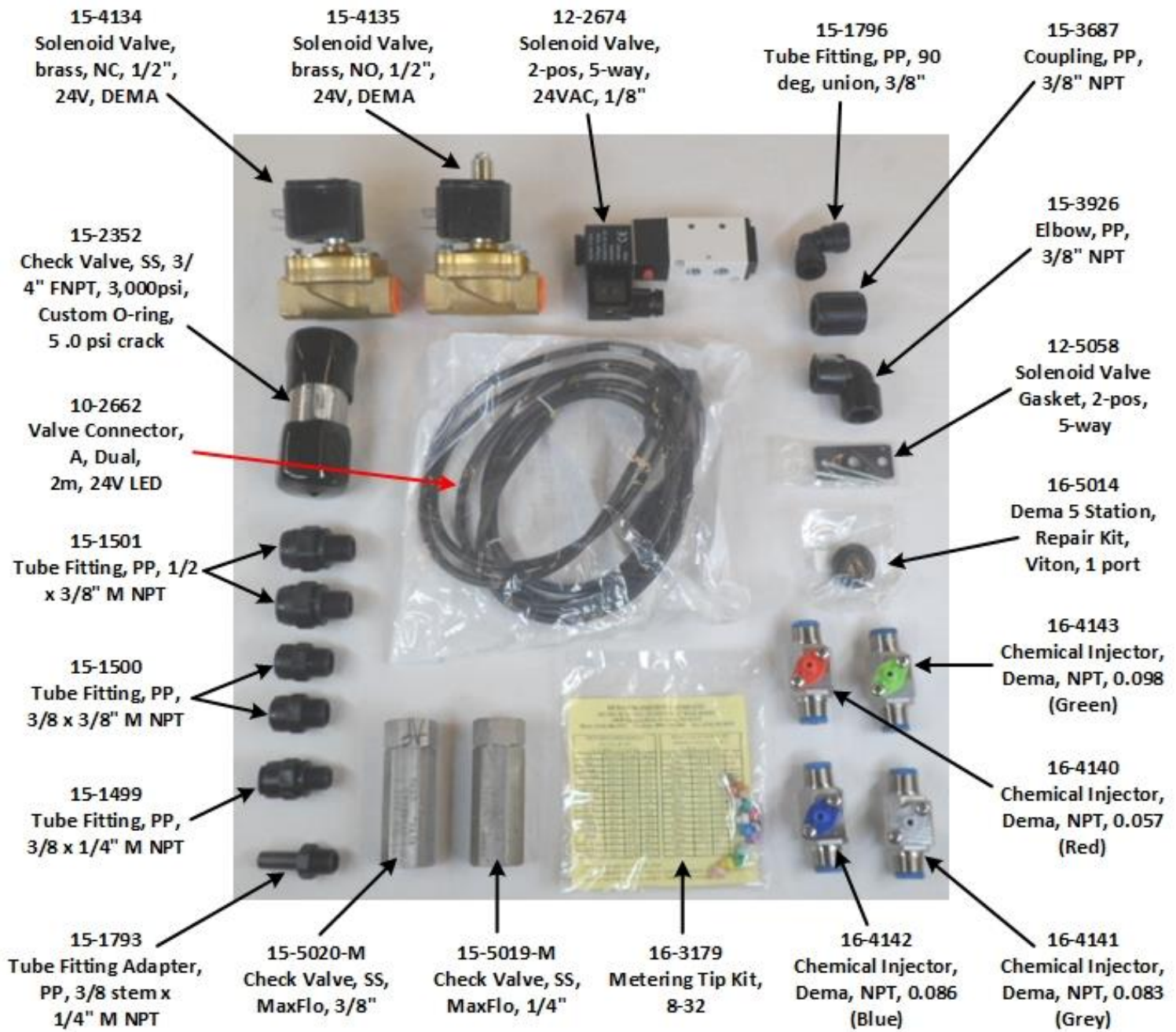
Petit Auto Wash, Equipment

7.2.2. Spare Parts Kit, 360 Universal, Detail B



Spare parts, 360 Universal, Detail B
 Dwg./Part #: 89-1120-PB
 Page Size: 8.5x11 Scale: None
 Date: 07-19-19 Rev:
 Petit Auto Wash, Equipment

7.3. Spare Parts, 360 In-bay Specific Only, PN: 89-3127



Spare Parts, 360 In-bay Specific only

Dwg./Part #: 89-3127-PB
Page Size: 8.5x11 Scale: None
Date: 07-19-19 Rev:
Petit Auto Wash, Equipment