
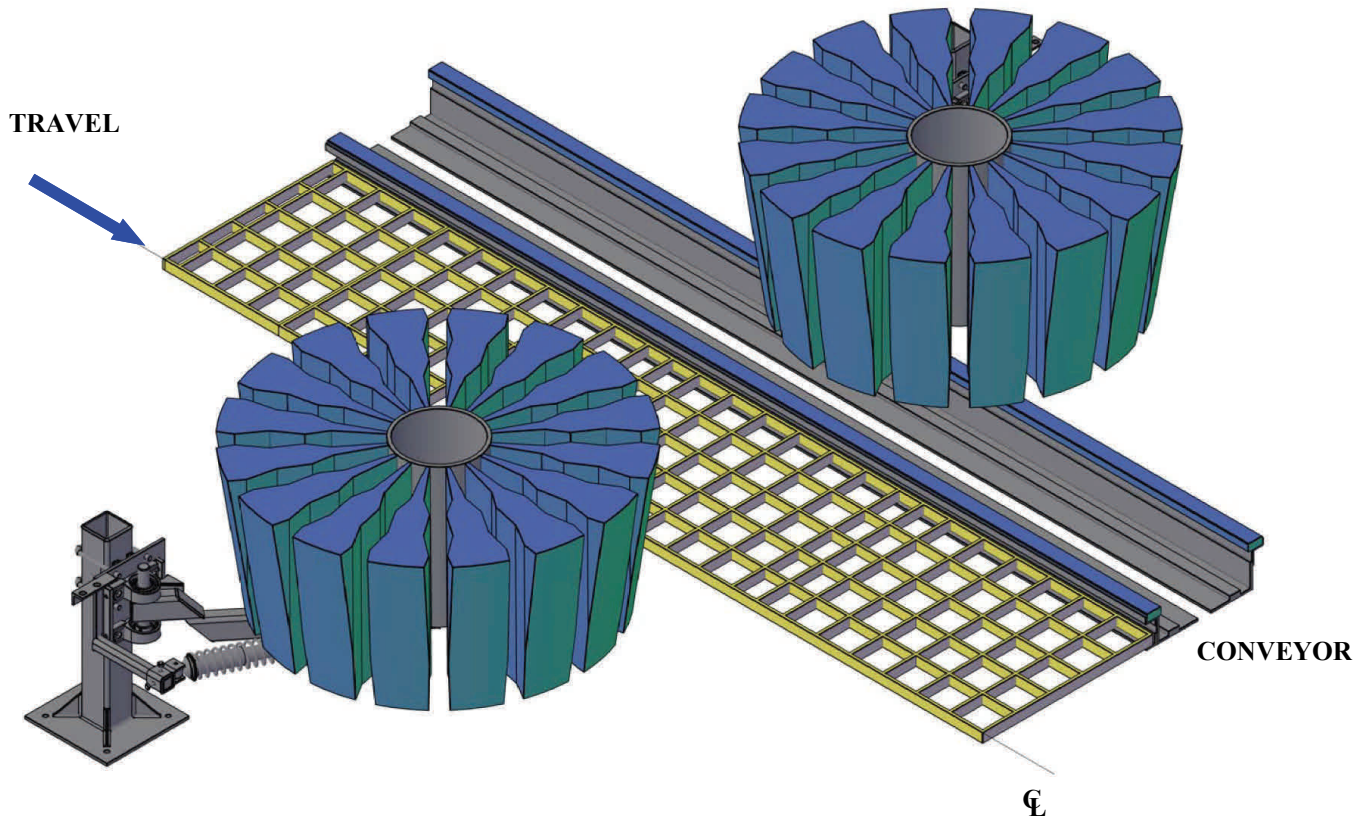



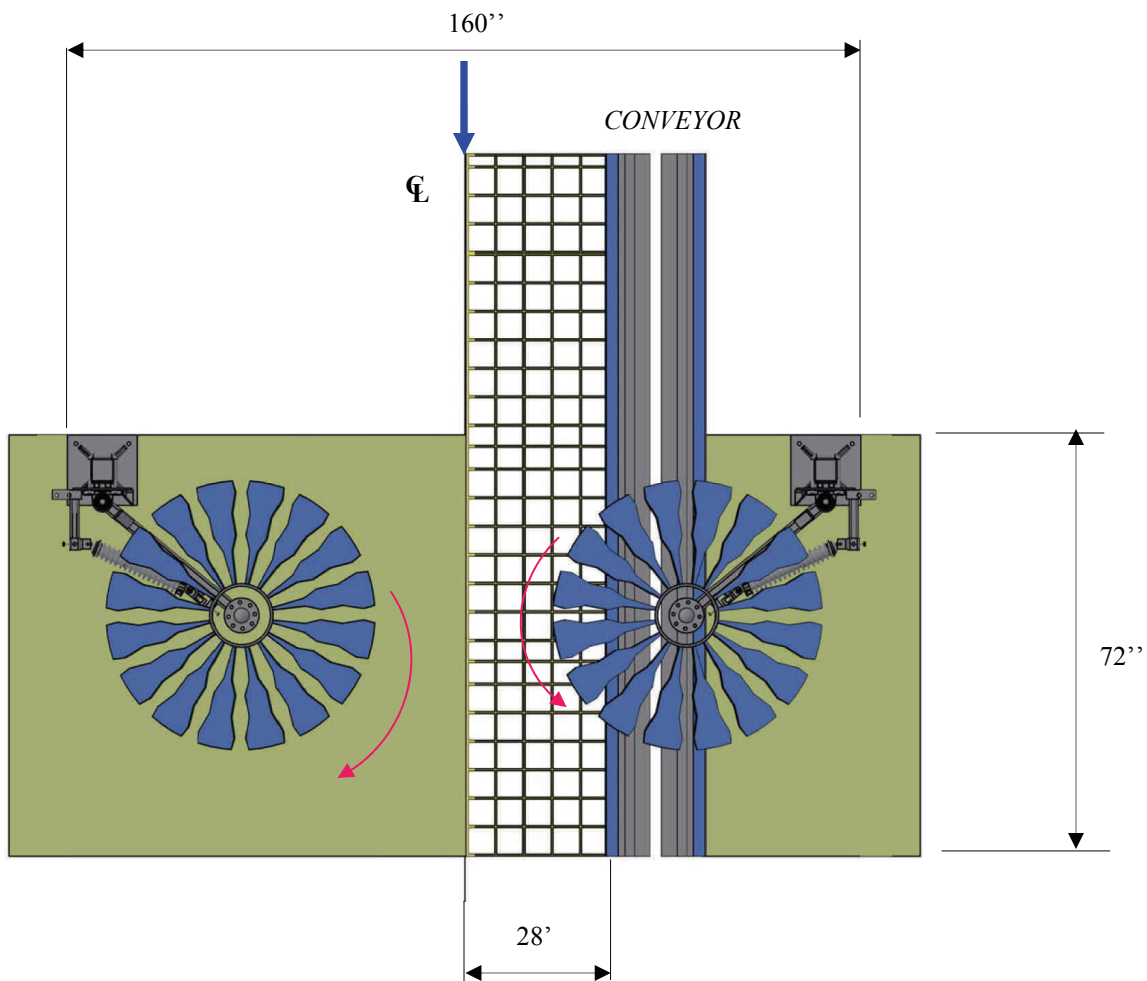
# FREE STANDING ROCKER PANEL BRUSH 21", Model RB1

*Hydraulic motors for rocker brushes:*  
Displacement 5.0 cu.in./rev. (= 1.3GPM at 60RPM)  
(RPM is adjustable)  
Water: 1/2" NPT Outlet  
Tunnel Center Line = 28" from inside Conveyor R



# FREE STANDING ROCKER PANEL BRUSH 21", Model RB1

## SPACE REQUIREMENT

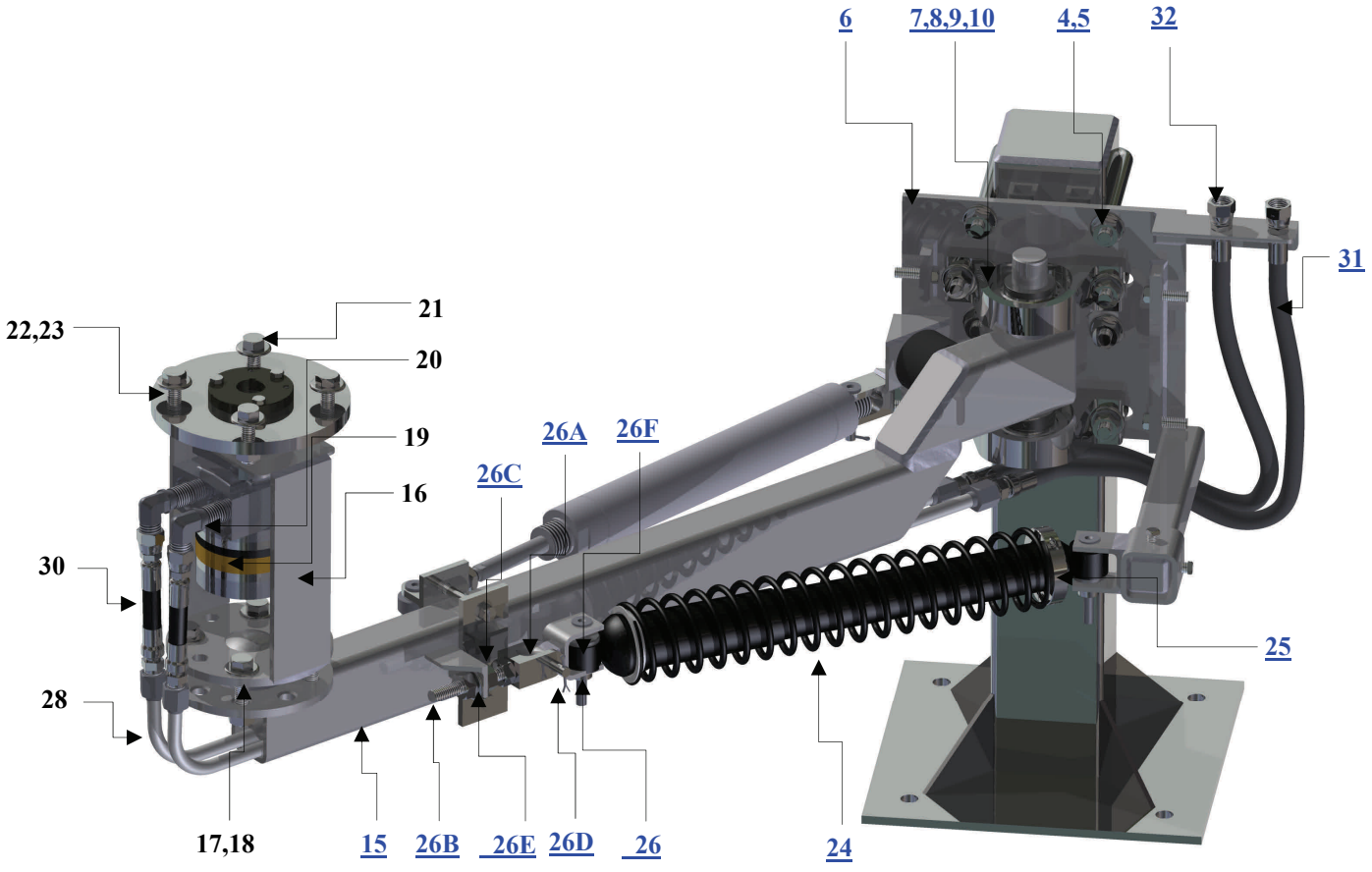


# FREE STANDING ROCKER PANEL BRUSH 21", Model RB1

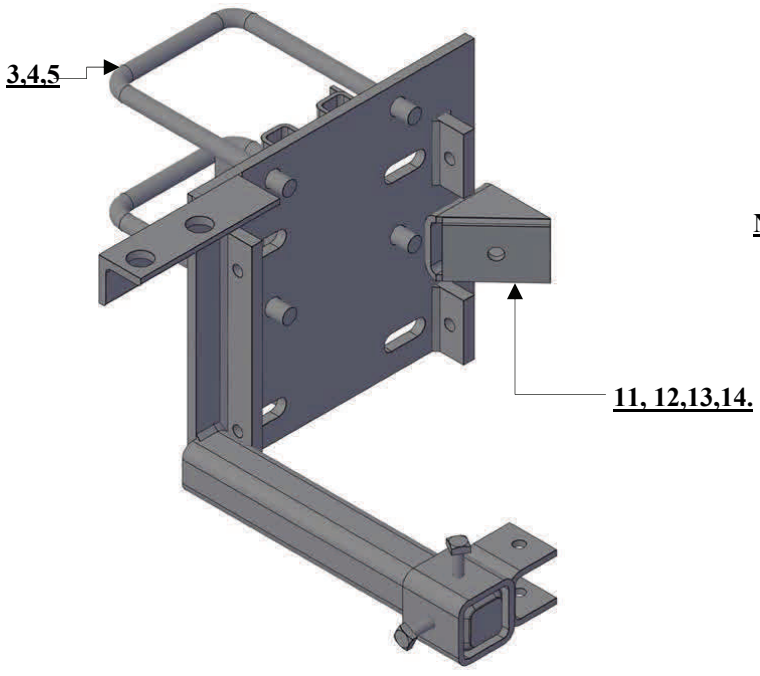


# FREE STANDING ROCKER PANEL BRUSH 21", Model RB1

## ROCKER PANEL BRUSH 21"



### ARM MOUNT ASSEMBLY



### FREE STANDING WATER MANIFOLD



# FREE STANDING ROCKER PANEL BRUSH 21", Model RB1

ITEM	Description	DRIVER SIDE		PASSENGER SIDE	
		PART NO.	Qty	PART NO.	Qty
-	<b>ROCKER PANEL BRUSH SIDE</b>	RB1A	1	RB1B	1
1	<b>LEG</b> <b>ARM ASSEMBLY (w/o LEG, w/o BRUSH)</b>	RB1AA RB1AY	1 1	RB1AA RB1BY	1 1
-	<b>ARM MOUNT ASSEMBLY:</b>	RB2AB	1	RB2BB	1
-	Square U-bolt fastener set ½":	RB2ABB	2	RB2ABB	2
3	Square U-bolt $\frac{1}{2}$ " x 1 7"lg.	RB2ABB1	2	RB2ABB1	2
4	Split Lock Washer ½ "	SLW12	4	SLW12	4
5	Hex Nut ½ "-13	HN1213	4	HN1213	4
6	Arm Mount	RB1ABA	1	RB1BBA	1
-	Moveable Rear Shock Mount	RB1ABAM	1	RB1ABAM	1
7	<b>PILLOW BLOCK 1¼"</b>	RB1WB	2	RB1WB	2
-	Screw Fastener Set ½ ":	-	4	-	4
8	Hex Head Cap Screw ½"-13x2¼"lg.	HHCS1213225	4	HHCS1213225	4
9	Flat Washer ½" I.D.x1¼"O.D.	FW12125	8	FW12125	8
-	Split Lock Washer ½ "	SLW12	4	SLW12	4
10	Hex Nut ½ "-13	HN1213	4	HN1213	4
-	<b>BUMPER ASSEMBLY:</b>	RB1AC-0308	1	RB1BC-0308	1
11	Bumper Mount	RB1ACA-0308	1	RB1BCA-0308	1
-	Hex Head Cap Screw 3/8"-16x1¼"lg.	HHCS3816125	1	HHCS3816125	1
-	Hex Nut 3/8"-16	HN3816	1	HN3816	1
-	Square Head Screw 3/8"-16x1"lg. -----	SQHS3816100	1	SQHS3816100	1
12	Rubber Stop (bumper)	WA1DBB	1	WA1DBB	1
-	Screw Fastener Set 3/8" (for bumper):	-	1	-	1
-	Hex head cap screw 3/8"-16x1¼"lg.	HHCS3816125	1	HHCS3816125	1
13	Flat Washer 3/8"x7/8"O.D.	FW38087	1	FW38087	1
14	Hex Nut 3/8"-16	HN3816	1	HN3816	1
15	<b>ARM</b>	RB1ADx32	1	RB1BDx36	1



# FREE STANDING ROCKER PANEL BRUSH 21", Model RB1

ITEM	Description	DRIVER SIDE		PASSENGER SIDE	
		PART NO.	Qty	PART NO.	Qty
-	<b>BRUSH DRIVE ASSEMBLY:</b>	RB1AE	1	RB1AE	1
16	Motor Mount (8"lg.)	RB1AEA	1	RB1AEA	1
-	Screw Fastener Set ½" (connection of the motor mount with the arm):	-	4	-	4
17	Hex Head Cap Screw ½"-13 x 3" lg.	HHCS1213300	4	HHCS1213300	4
-	Flat Washer ½" I.D.x1¼"O.D.	FW12125	4	FW12125	4
-	Split Lock Washer ½"	SLW12	4	SLW12	4
18	Hex Nut ½"-13	HN1213	4	HN1213	4
19	Hydraulic Motor, displacement 5.0 [cu.in./rev.]	TB1ADB	1	TB1ADB	1
20	Fitting 90°elbow ½" NPTM x ½" JIC	EL90STL050JIC050NPTF	2	EL90STL050JIC050NPTF	2
21	Hex Head Cap Screw 3/8"-16x ¾"lg. (connection of the motor with the motor mount)	HHCS3816075	4	HHCS3816075	4
22A	Split Taper Bushing 1" (set w/two socket set screws ¼"-20x ½"lg., carbon steel)	STB-P1X100	1	STB-P1X100	1
		SSS1420050C	2	SSS1420050C	2
22	Brush Connecting Disk welded weld-on hub	RB2AEB-P1-1-0106	1	RB2AEB-P1-1-0106	1
		MC2BBA3-P1-1-01061	1	MC2BBA3-P1-1-01061	1
23	Screw Fastener Set ½" (connection of the brush with disk):	-	4	-	4
-	Hex Head Cap Screw ½"-13x1¼"lg.	HHCS1213125	4	HHCS1213125	4
-	Split Lock Washer ½"	SLW12	4	SLW12	4
	Hex Nut ½"-13	HN1213	4	HN1213	4
-	<b>SHOCK ABSORBER ASSEMBLY:</b>	RB1AF	1	RB1AF	1
24	Spring Shock Absorber	RB1AFA	1	RB1AFA	1
-	UHMW Bushing 3/8" I.D.	RB1AFA1	2	RB1AFA1	2
25	Spring Adjuster Assembly (aluminum 2-piece collar):	RB2AFB	1	RB2AFB	1
-	Aluminum Adjuster (2-piece collar)	RB2AFB1	1	RB2AFB1	1
-	Hex Head Cap Screw ¼"-20x1¼"lg.	HHCS1420125	2	HHCS1420125	2
-	Hex Nut ¼"-20	HN1420	2	HN1420	2
-	Plastic Spacer	RB1AFC	1	RB1AFC	1
26	<b>PIN</b> 3/8"x3"lg.	TB1AEA	2	TB1AEA	2
-	<b>COLLAR</b> 3/8"	WA1FC	2	WA1FC	2
-	<b>FRONT MOUNT:</b>	RB1AG	1	RB1AG	1
26A	Clevis	WA2GA1	1	WA2GA1	1
26B	Threaded Rod ½"-13x5"lg.	WA2GA2	1	WA2GA2	1
26C	Hex Nut ½"-13	HN1213	3	HN1213	3
26D	Pin 3/8"x1½"lg.	WA1GB	1	WA1GB	1
26E	Collar 3/8"	WA1FC	1	WA1FC	1
26F	Shock Mount	RB1AGA	1	RB1AGA	1



# FREE STANDING ROCKER PANEL BRUSH 21", Model RB1

ITEM	Description	DRIVER SIDE		PASSENGER SIDE	
		PART NO.	Qty	PART NO.	Qty
-	<b>ROCKER RETRACT KIT</b>				
-	<b>AIR CYLINDER 2"x10"</b>	AC2X10	1	AC2X10	1
	UHMW Bushing 3/8" I.D.	RB1AFA1	2	RB1AFA1	2
	-Aluminum Adjuster (2-piece collar)	RB2AFB1	1	RB2AFB1	1
	-Hex Head Cap Screw 1/4" -20 x 1 1/4" lg.	HHCS1420125	1	HHCS1420125	1
	-Hex Nut 1/4" -20	HN1420	2	HN1420	2
	Plastic Spacer	RB1AFC	2	RB1AFC	2
-	<b>PIN</b> Ø3/8"x3"lg.	TB1AEA	2	TB1AEA	2
-	<b>COLLAR</b> 3/8"	WA1FC	2	WA1FC	2
	<b>FRONT MOUNT:</b>	WA2GA	1	WA2GA	1
	-Clevis	WA2GA1	1	WA2GA1	1
	-Threaded Rod 1/2" -13x5"lg.	WA2GA2	1	WA2GA2	1
	-Hex Nut 1/2"-13	HN1213	3	HN1213	3
	-Pin 3/8"x1 1/2"lg.	WA1GB	1	WA1GB	1
	-Collar 3/8"	WA1FC	1	WA1FC	1
	-Shock Mount	RB1AGA	1	RB1AGA	1
	<b>REAR MOUNT</b>	TB2AGB-1104	1	TB2AGB-1104	1
	(welded to Z-Crossbar)				
<b>27</b>	<b>BRUSH 21" ASSEMBLY</b>	RB1AM	1	RB1AM	1
-	Brush Cloth	RB1AMA	1	RB1AMA	1
-	Aluminum Extrusion	RB1AMC	2	RB1AMC	2
-	Two-piece Collar 1 1/2"x12 core	RB1AMB	2	RB1AMB	2
-	Screw Fastener Set 3/8", for collar	-	8	-	8
-	<b>HYDRAULIC INSTALLATION:</b>	RB1LD	1	RB1LP	1
<b>28</b>	Hydraulic Tube Assembly:	RB1LDA	2	RB1LPA	2
-	Hydraulic Tube 1/2" O.D. x W.035", stainless steel	RB1LDA1x29	2	RB1LPA1x33	2
-	Tube Support Sleeve 1/2" JIC	SAE070115-8	4	SAE070115-8	4
-	Nut 1/2" JIC	SAE070110-8	4	SAE070110-8	4
-	Tube Clamp 1/2"	RB1LTC1-2	2	RB1LTC1-2	2
-	(w/screw fastener 1/4")	-	2	-	2
<b>30</b>	Hydraulic Hose Assembly:	RB1LDB	2	RB1LDB	2
-	Hydraulic Hose 3/8" I.D. x 4-3/8" lg., thermoplastic	SAE100R7-06	2	SAE100R7-06	2
-	Crimp Fitting SAE 37° JIC swivel (female)	FC5810-0806	4	FC5810-0806	4
<b>31</b>	Hydraulic Hose Assembly:	RB1LDD	2	RB1LDD	2
-	Hydraulic Hose 3/8" I.D. x 19/20" lg., thermoplastic	SAE100R7-06x19/20	2	SAE100R7-06x19/20	2
-	Crimp Fitting SAE 37° JIC swivel (female)	FC5810-0806	2	FC5810-0806	2
-	Crimp Fitting SAE 37° JIC male flare	FC5807-0806	2	FC5807-0806	2
<b>32</b>	Fitting – Straight Bulkhead 1/2" JIC x 1/2" JIC, brass	SAE070601-8-8	2	SAE070601-8-8	2
<b>33</b>	<b>Stand</b>	RB1ML	1	RB1ML	1
<b>34</b>	<b>Water Manifold</b>	WA1LAA	1	WA1LAA	1
	-Nozzle 1/4"	NZ14	5	NZ14	5
	-Nipple 1/2" x Close	NPL304050CL	1	NPL304050CL	1
	-Barb 1/2" x 1/2" NPT	BRBPP050X050	1	BRBPP050X050	1

