

All-In-One High Pressure Pump Station



Description: **All-In-One High Pressure Pump Station**

Part No: **E-SE-HP**

Prepared: **8.23.16**

General Warning

It is important that you read this manual in its entirety before attempting to install, operate, or service the corresponding Tommy Car Wash Systems equipment. Observe all safety information and any additional instructions included with this equipment. Failure to observe these instructions may result in personal injury and / or property damage!

Product Description & Specification

System Description

Tommy Car Wash System's proprietary All-In-One High Pressure Pump Station raises the bar for car wash plumbing and pumping setups. Centralize all your wash pumping needs in a compact, 4' x 4' package and save thousands in installation and plumbing costs.

Technical Data



- Construction: Stainless Steel
- Space Required: (Backroom) 4' x 4'
- Power Requirements: 480V / 208V
- Shipping Weight: 381 lbs.
- Noise Level: 68 Db

General Safety Information

All WARNINGS, CAUTIONS, AND ADVISEMENTS below concern the safe installation, operation, and service of your Tommy Car Wash Systems equipment. This safety information is included for your protection and should be reviewed thoroughly prior to working with or near this equipment.


- Never service equipment while it is running.
- All personnel must be trained on the equipment and corresponding safety procedures before conducting service.
- All employees should have ready access to emergency stop buttons and should be trained on their location and operation.
- All moving and/or electrical equipment involves certain hazards. At least two qualified personnel must be on-hand during service or normal operation.
- Do not wear loose fitting clothing when working on or around moving equipment.
- All car washes must use a warning system to alert employees prior to wash activation.
- Do not attempt to operate any malfunctioning equipment.
- Unauthorized personnel or foreign objects are not permitted near functioning equipment.
- Never attempt to clean or service any area near operational equipment. Keep area clear until equipment has been fully deactivated.
- Disconnect all equipment prior to servicing.
- Do not attempt to use any equipment for any function it was not intended for.

Pump Inlet / Outlet Feeds


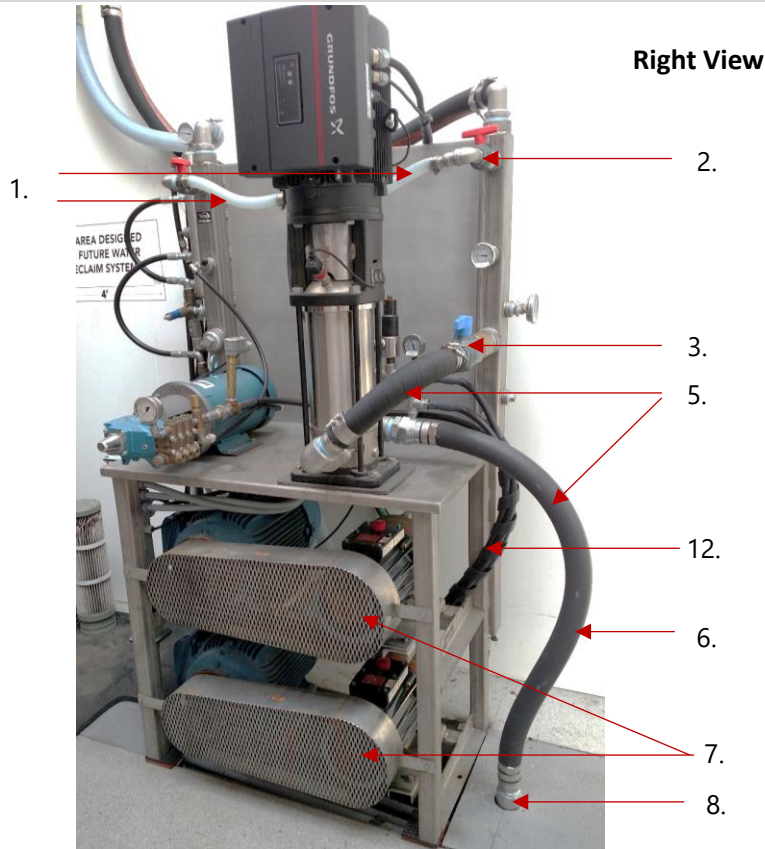


***Note: Spot Free Rinse utilizes separate pump unit.**

Equipment Components





- | | | |
|-----|---------------|---|
| 1. | E-HFI-203 | Hydraflex Booster Pump |
| 2. | P-HYD-2122 | 2.5" Liquid Filled Pressure Gauge |
| 3. | P-SE-HP-201-K | Mini Manifold Kit With Solenoids |
| 4. | P-WAT-2258 | 1/2" MNPT x 1/2" FNPT Mini Ball Valve- Nickel |
| 5. | P-Wat-2200 | Unloader Valve |
| 6. | E-SE-2091 | CAT Pump |
| 7. | E-SE-HP-033 | Dual Stack Pump Assembly w/ Frame, Shelf, Manifolds |
| 8. | P-HFI-255 | Thermal Relief Valve - 1/2" NPT |
| 9. | E-SE-BP | Grundfos High Pressure Booster Pump |
| 10. | P-HFI-225 | Hydraflex Unloader Valve |
| 11. | P-WAT-2217 | 1/2" Cross |




- | | |
|----------------|-------------------------------------|
| 1. P-WAT-2203 | 1" PVC Clear Suction Hose |
| 2. P-WAT-2210 | 1" PVC Ball Valve |
| 3. P-WAT-2216 | 2" PVC Ball Valve |
| 4. - | 2" MPT Barb Banded |
| 5. P-WAT-2204 | 2" Suction Hose |
| 6. P-SE-HP-202 | Hose Assembly |
| 7. P-HP-212 | Pump Pulley Cover |
| 8. - | 2" FJIC Swivel Band |
| 9. - | 1" PVC Elbow MPT to Hose Barb |
| 10. P-WAT-2211 | 1" PVC Nipple |
| 11. P-WAT-2214 | 2" Stainless Steel MPT Barb Elbow |
| 12. P-HYD-2127 | Spiral Wrap Hose Protector |
| 13. P-SE-2107 | Pump Pulley 8" O.D. "APEX" |
| 14. P-SE-2124 | Split Taper Bushing 1-1/8" H25 Pump |

Left View



- | | |
|---------------|----------------------------|
| 1. P-WAT-2202 | 3/4" Solenoid |
| 2. P-SE-2085 | Motor Pulley |
| 3. P-SE-2086 | Split Taper Bushing 1-5/8" |
| 4. P-WAT-2213 | 2" Stainless Steel Plug |
| 5. P-RX-2019 | 1/2" Stainless Steel Plug |



- 6. P-WAT-2216 2" FNPT x 2" FNPT Ball Valve- PVC
- 7. - Banjo Valves